

SOME ASPECTS OF THE ORGANIC CHEMISTRY OF SELENIUM

TOD W. CAMPBELL,¹ HOWARD G. WALKER,² AND
GALVIN M. COPPINGER³

*Department of Chemistry, University of California at Los Angeles,
Los Angeles, California*

Received June 22, 1951

CONTENTS

I. Introduction and scope of the review.....	279
II. Nomenclature of organoselenium compounds.....	280
III. Analysis of organoselenium compounds.....	282
IV. Evaluation of the methods of synthesis given in the literature for various classes of organoselenium compounds.....	283
A. Selenocyanates.....	283
B. Selenols (selenomercaptans).....	285
C. Diselenides.....	286
D. Selenenic, seleninic, and selenonic acids.....	292
E. Selenide mono- and trihalides.....	295
F. Selenides and selenide dihalides.....	297
G. Selenophene and related heterocycles.....	308
H. Selenoxides and selenones.....	321
I. Selenonium salts.....	323
J. Selenocarbonyl compounds.....	326
V. Physical properties of organoselenium compounds.....	327
VI. Certain aspects of the chemistry of organoselenium compounds of interest to theoretical chemistry.....	329
A. Orientation effects.....	329
B. Electric moments.....	330
C. Studies of the crystalline state.....	331
D. Optical activity of organoselenium compounds.....	333
E. Oxidation by selenium dioxide.....	335
F. Reaction between β -diketones and selenium halides.....	336
G. Miscellaneous considerations.....	339
VII. References.....	341

I. INTRODUCTION AND SCOPE OF THE REVIEW

The literature of the past seventy-five years is replete with references to organic compounds containing selenium. The references are, however, widely scattered, and only a few serious attempts have been made to study systematically the properties of these compounds. Furthermore, attempts to collect and evaluate the existing literature are few (55, 56, 57, 58, 59, 62, 63, 139, 281).

It is the intent of this article to collect the available information on the preparation and some of the unique properties of organoselenium compounds, in order to stimulate additional research in the field.

¹ Present address: Chemisches Institut der Universität, Zurich, Switzerland.

² Present address: Western Regional Research Laboratory, Albany 6, California.

³ Present address: Department of Chemistry, Rice Institute, Houston, Texas.

To the best of our knowledge, the data cited in the tables and in the text are complete and accurate, although in a work of this type certain errors and omissions are inevitable. For the sake of a certain amount of brevity, the authors have not exhaustively considered the extensive literature on compounds in which the selenium is incorporated in a ring with nitrogen, except for a few interesting examples, nor have they considered the many complicated and

TABLE 1
Nomenclature of organoselenium compounds

CLASS OF COMPOUND	GENERAL FORMULA	EXAMPLE	
		Formula	Name
Selenols.....	RSeH	C ₂ H ₅ SeH	Ethyl selenol or ethaneselenol
Selenoxides.....	RSeOR	C ₆ H ₅ Se(=O)C ₆ H ₄ Cl-4	4-Chlorophenyl phenyl selenoxide
Selenones.....	RSeO ₂ R	C ₆ H ₅ SeO ₂ CH ₃	Methyl phenyl selenone
Selenium acids.....	RSeO ₃ H	C ₂ H ₅ SeO ₃ H	Ethylselenonic acid
	RSeO ₂ H	C ₂ H ₅ SeO ₂ H	Ethylseleninic acid
	RSeOH	C ₂ H ₅ SeOH	Ethylselenenic acid
Selenides.....	RSeR	CH ₃ SeCH ₃	Methyl selenide or dimethyl selenide
	RSeSeR	CH ₃ SeSeC ₂ H ₅	Ethyl methyl diselenide
Derivatives of selenides	R ₂ SeX ₂	(C ₆ H ₅) ₂ SeBr ₂	Diphenylselenium dibromide
	RSeX ₃	CH ₃ SeCl ₃	Methylselenium trichloride
	R ₃ SeX	(C ₆ H ₅) ₃ Se ⁺ Br ⁻	Triphenylselenonium bromide
Selenium analogs of ketones.....	RCSeR	C ₆ H ₅ C(=Se)C ₆ H ₅	Selenobenzophenone
		CH ₃ C(=Se)C ₂ H ₅	Seleno-2-butanone
Selenocyanates.....	RSeCN	4-CH ₃ C ₆ H ₄ SeCN	4-Selenocyanotoluene (when named as a derivative of toluene) or the 4-tolyl ester of selenocyanic acid

highly specialized structures containing selenium which appear in the patent literature, principally as potential dyes or dye precursors.

The body of the review contains a few leading references which apply to each type of reaction described. For complete references on a given compound or type of compounds, the reader should consult the appropriate tables.

II. NOMENCLATURE OF ORGANOSELENIUM COMPOUNDS

The nomenclature for organoselenium compounds retaining a systematic relationship to the nomenclature for other organic compounds of similar nature has been established for the use of *Chemical Abstracts*. Examples are given in table 1.

TABLE 2

Examples of the nomenclature used by Chemical Abstracts for organoselenium compounds

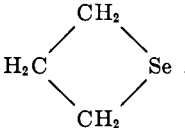
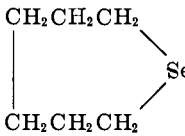

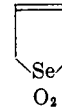
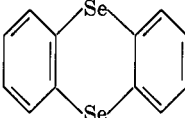
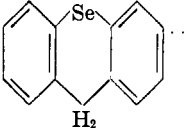
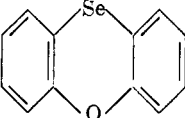
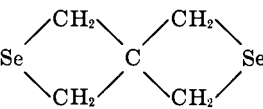
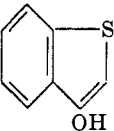
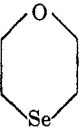
STRUCTURAL FORMULA	NAME
CH_3COSeH	Selenoacetic acid
$\text{CH}_3\text{SeCH}_2\text{COOH}$	(Methylselenyl)acetic acid
$\text{HO}_2\text{SeCH}_2\text{COOH}$	Seleninoacetic acid
$\text{CH}_3\text{SeBr}_2\text{CH}_2\text{COOH}$	(Methylselenyl)acetic acid, <i>Se</i> -dibromide
	Selenetane
	Selenepane
	Selenophene
	Dihydroselenophene dioxide
	Selenanthrene
	Selenoxanthene
	Phenoxaselenin
	2,6-Diselenaspiro[3.3]heptane

TABLE 2—Concluded

STRUCTURAL FORMULA	NAME
	2-Selenonaphthalen or 3-hydroxyselenonaphthene (in references prior to 1937)
	1,4-Selenoxane
4-CNSeC ₆ H ₄ SeSeC ₆ H ₄ SeCN-4	Bis(4-selenocyanophenyl) diselenide
C ₆ H ₅ SeCH ₂ CH ₂ OH	2-(Phenylselenyl)ethanol
$\begin{array}{c} \text{CH}_3 \\ \\ \text{C}_6\text{H}_5\text{Se}^+\text{CH}_2\text{COOH} \\ \text{Br}^- \end{array}$	(Carboxymethyl)methylphenylselenonium bromide
(C ₆ H ₅) ₃ Se ⁺ Br ⁻	Triphenylselenonium bromide

The nomenclature for more complex compounds is in most cases not as obvious. As a general rule the compound is identified by its functional group corresponding to a carbon-containing functional group with the added suffix "seleno" or variation of "seleno" which best describes its function in the compound. A number of examples of the nomenclature employed by *Chemical Abstracts* for the more complex selenium compounds are given in table 2.

In many cases, the names used by *Chemical Abstracts* for indexing compounds are somewhat awkward and unnecessarily involved. Consequently, certain liberties have been taken with the *Chemical Abstracts* system in the body of this manuscript, where such liberties do not lead to any ambiguity and are, indeed, used consistently in the prior literature.

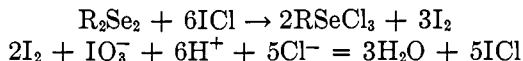
III. ANALYSIS OF ORGANOSELENIUM COMPOUNDS

Routine combustion analyses of organoselenium compounds cannot be carried out, since the selenium soon fouls the train; special methods are therefore required.

There are many procedures in the literature whereby an organoselenium compound can be degraded either to elementary selenium, which is determined gravimetrically, or to selenious acid, which is determined volumetrically (1, 62, 234, 277). A particularly suitable scheme of the latter type has been developed (234) which can be used routinely, once the apparatus has been set up.

Certain classes of organoselenium compounds can be analyzed directly, by

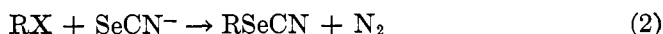
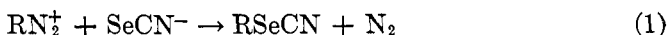
volumetric methods, whereby an equivalent weight can be determined. Thus, selenide halides, selenoxides, and selenious acids react with acidified potassium iodide to liberate iodine, which can be determined in the usual way (234), while diselenides may be determined by titration to the iodine chloride end point (234):



IV. EVALUATION OF THE METHODS OF SYNTHESIS GIVEN IN THE LITERATURE FOR VARIOUS CLASSES OF ORGANOSELENIUM COMPOUNDS

A. Selenocyanates (see table 3)

The two most important methods for the introduction of the —SeCN group into an organic molecule are represented by equations 1 and 2:

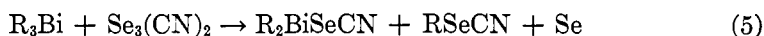


Reaction 1 is almost universally applicable for the preparation of compounds in which R is aromatic; the only limitation is that the corresponding diazonium compound be available. The reaction is very similar to the Gatterman modification of the Sandmeyer synthesis of aromatic iodides, and the yields and techniques are quite comparable (16, 26, 36, 37, 73, 81, 185, 189).

Method 2 is more generally applicable and may be used in any situation where the halogen in the halide is readily displaced by nucleophilic reagents (71, 72, 88, 106, 120, 124, 129, 142, 175, 346, 348).


The selenocyanate ion (most readily obtained from potassium selenocyanate, which may be prepared from potassium cyanide and selenium (38, 72)) is a good displacing agent. It has been clearly demonstrated that a Walden inversion occurs when the alkyl group of an alkyl *p*-toluenesulfonate is displaced by —SeCN (197). The similarity of selenocyanogen and the selenocyanate ion to the halogens and halide ions is noteworthy. Selenocyanogen has been classified as a "pseudo-halogen" (82, 247, 344) with an activity which falls in the series $F > ONC > OCN > Cl > N_3 > Br > CN > SCN > I > SeCN > TeCN$.

Other methods which have been used for the preparation of selenocyanates, but which have no particular advantages for preparative purposes, are represented by equations 3, 4, and 5:



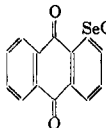
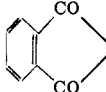
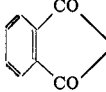
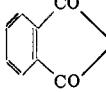
Method 3 appears to give good yields, but has few advantages over method 1 or 2, since the prior synthesis of RSeX is required. This method has been employed for the preparation of selenothiocyanates (ArSeSCN) and selenylseleno-

TABLE 3

Selenocyanates: R  SeCN

R	REFERENCES	R	REFERENCES
H	(37, 81)	4-OCH ₃	(36, 172)
4-CH ₃	(36, 82, 189, 303)	2-OCH ₃	(36)
3-CH ₃	(36, 189)	4-COOH	(143)
2-CH ₃	(36, 189)	4-COOCH ₃	(196)
2-C ₂ H ₅	(29)	3-COOCH ₃	(196)
2-C ₆ H ₅	(29)	2-COOCH ₃	(194)
4-C ₆ H ₅	(29)	2-COCl	(218)
4-Cl	(81, 303)	4-CH ₂ COO ⁻	(191)
3-Cl	(36, 38)	4-CH ₂ CONH	(19, 81, 289)
2-Cl	(36)	4-SCN	(73, 81)
2, 4, 6-Br ₃	(32)	4-CH ₂ -3-NO ₂	(185)
4-NO ₂	(16, 19, 26, 36, 73, 81, 82)	4-CH ₂ -2-NO ₂	(187)
3-NO ₂	(36, 81, 186)	3-CH ₂ -4-NO ₂	(185)
2-NO ₂	(16, 26, 36, 38, 81)	2-CH ₂ -5-NO ₂	(185)
2, 4-(NO ₂) ₂	(30)	2-CH ₂ -4-NO ₂	(185)
4-NH ₂	(19, 36, 73, 82, 83)	4, 5-(CH ₃) ₂ -2-NO ₂	(185)
4-NHCH ₃	(244)	3, 4-(CH ₃) ₂ -2-NO ₂	(185)
4-N(CH ₃) ₂	(73, 82, 244)	2, 5-(CH ₃) ₂ -4-NO ₂	(185)
4-NHC ₂ H ₅	(244)	2, 3-(CH ₃) ₂ -6-NO ₂	(185)
4-N(C ₂ H ₅) ₂	(244)	2-NO ₂ -4-Br	(30)
		3-NO ₂ -4-NH ₂	(81)
		3-NO ₂ -4-CH ₂ CONH	(81)
		3-COOH-4-CH ₂ COO ⁻	(195)

Miscellaneous selenocyanates

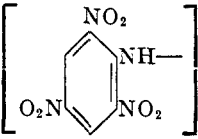
COMPOUND	REFERENCES	COMPOUND	REFERENCES
2-O ₂ NC ₆ H ₄ CH ₂ SeCN	(142, 175)	C ₆ H ₅ NHCOCH ₂ SeCN	(32)
C ₆ H ₅ CH ₂ SeCN	(175)	CH ₃ C ₆ H ₄ NHCOCH ₂ SeCN	(32)
(-SeC ₆ H ₄ SeCN-4) ₂	(186)	(<i>o</i> , <i>m</i> , and <i>p</i>)	
(-SeC ₆ H ₄ SeCN-3) ₂	(186)	3-ClC ₆ H ₄ NHCOCH ₂ SeCN	(32)
Se(SeCN) ₂	(344)	2-C ₂ H ₅ C ₆ H ₄ NHCOCH ₂ SeCN	(32)
2-C ₁₀ H ₇ SeCN	(225)	CH ₃ SeCN	(44)
2-O ₂ NC ₆ H ₄ SeCN	(110)	C ₂ H ₅ SeCN	(44, 348)
(CH ₃) ₂ C(CH ₂ SeCN) ₂	(15)	<i>n</i> -C ₄ H ₉ SeCN	(346)
	(32)	<i>tert</i> -C ₄ H ₉ SeCN	(64)
NCS ₂ CH ₂ C ₆ H ₄ CH ₂ SeCN-4	(64)	<i>n</i> -C ₅ H ₁₁ SeCN	(346)
	(64)	<i>n</i> -C ₁₀ H ₂₁ SeCN	(346)
	(64, 88)	ClCH ₂ CH ₂ SeCN	(64)
	(88)	Cl ₂ CHCH ₂ SeCN	(64)
2-NCC ₆ H ₄ CH ₂ SeCN	(106)	Cl(CH ₂) ₃ SeCN	(64)
		CH ₂ =CBrCH ₂ SeCN	(64)
		NCS ₂ (CH ₂) ₂ SeCN	(320)
		CH ₃ CH(SeCN)CH ₂ SeCN	(320)
		NCS ₂ (CH ₂) ₃ SeCN	(320)
		CH ₂ CH ₂ CH(CH ₃)SeCN	(325)
		NCS ₂ CH ₂ COOH	(85, 167)
		NCS ₂ CH ₂ CH ₂ COOH	(121)
		CH ₂ CH ₂ CH(SeCN)COOH	(121)
		(CH ₂) ₂ C(SeCN)COOH	(121)
		(CH ₂) ₂ CHCH(SeCN)COOH	(124)
		CH ₂ =C(SeCN)COOH	(123)
		CH ₂ COCH ₂ SeCN	(114, 167)
		CH ₂ CH(SeCN)COOK	(120, 121)
		HOOCCH(SeCN)CH ₂ CH ₂ CH(SeCN)-COOH	(126, 129)
		HOOCCH ₂ SeCN	(85, 121)
		HOOCCH ₂ CH ₂ SeCN	(120, 121)
		HOOCCH(CH ₃)SeCN	(121)
		HOOCCH(SeCN)CH ₃	(121)
		KOOC(SeCN)C=CH ₂ (also the acid)	(123)
		[HOOCCH(SeCN)CH ₂] _n	(126)
		C ₆ H ₅ NHCOCH ₂ SeCN	(321)

cyanates (ArSeSeCN) (110, 300a, 300b) (see table 6). Methods 4 and 5 are of no value synthetically (44, 82).

In addition, certain selenocyanates may be prepared in good yield by the direct selenocyanation of reactive intermediates, such as aniline and dimethylaniline (73, 82), with selenocyanogen (344), and in poor yield by the electrolysis of a mixture of potassium selenocyanate and an aromatic hydrocarbon (244).

TABLE 4

Selenols: R 

R	REFERENCES	R	REFERENCES
H	(116, 191, 205, 333, 334)	4-OH	(191)
4-Cl	(112, 333)	4-OC ₂ H ₅	(333)
4-Br	(112, 333)	4-COOCH ₃	(196)
4-CH ₃	(189, 333)	3-COOCH ₃	(196)
3-CH ₃	(189, 190)	2-COOCH ₃	(194)
2-CH ₃	(114)	4-SeH	(186)
4- <i>i</i> -C ₃ H ₇	(7)	3-SeH	(114, 186)
4- <i>tert</i> -C ₄ H ₉	(7)		
4-NH ₂	(212, 296)	2 	(27)
3-NH ₂	(115)		
2-NH ₂	(26, 91)		
4-NHCOCH ₃	(212, 296)		
2-NO ₂	(24, 26)		

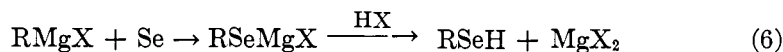
Miscellaneous selenols

COMPOUND	REFERENCES	COMPOUND	REFERENCES
C ₂ H ₅ SeH	(256, 313, 339)	HSeCH ₂ COOH	(35)
<i>n</i> -C ₃ H ₇ SeH	(339)	CH ₃ OCH ₂ CH ₂ SeH	(345)
<i>n</i> -C ₄ H ₉ SeH	(339)	CH ₃ SeH	(107)
HOCH ₂ CHOHCH ₂ SeH	(21)	2-C ₁₀ H ₇ SeH	(225)
HSeCH ₂ CHOHCH ₂ SeH	(21)	1-C ₁₀ H ₇ SeH	(333)
HSeCH ₂ CH(SeH)CH ₂ - SeH	(21)	2-O ₂ NC ₆ H ₄ CH ₂ SeH	(142)

B. Selenols (selenomercaptans) (see table 4)

Reactions leading to the formation of this type of compound can be classified loosely as (a) those in which selenium is introduced into the organic molecule with the direct production of a selenomercaptan, and (b) those in which a selenium-containing organic compound is reduced to a selenomercaptan by one of a variety of reducing agents.

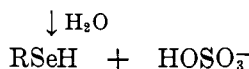
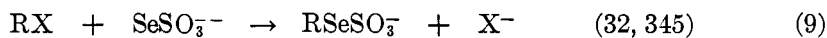
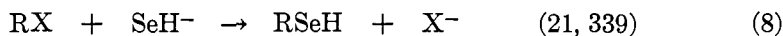
In the first classification, the reaction of elementary selenium with a Grignard reagent appears to be universally applicable where the Grignard reagent is available (71, 72, 225, 237, 238):



The yields are consistently good, with both aromatic and aliphatic Grignard reagents, in contrast to the similar reaction with oxygen to give alcohol or phenol. The only necessary precaution (which must be observed in all syntheses of selenols) is to avoid contact with air or other oxidizing agents, since the selenols are easily oxidized:



Other methods in the first category involve the displacement of halogen by one of a variety of reagents. These methods may be summarized by equations 8 and 9:



In all cases the yields are satisfactory provided the halide is of the type readily displaced by nucleophilic reagents. In certain instances, alkylating agents other than halides, such as alkyl sulfates (313) and esters of toluenesulfonic acid (256), have been used.

TABLE 5
Reduction of selenium compounds to selenols

COMPOUNDS WHICH CAN BE REDUCED	REDUCING AGENTS WHICH MAY BE USED
RSeCN	Zinc and acetic acid
R ₂ Se ₂	Zinc and sodium hydroxide
ArSeO ₂ H	Sodium amalgam
	Hydrogen with a catalyst
	Sodium
	Raney nickel alloy and sodium hydroxide
	Sodium hyposulfite
	Alkaline glucose

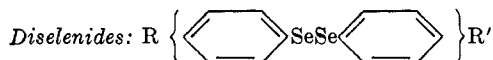
A number of selenium-containing organic compounds, available by methods discussed elsewhere, are reduced to selenols, usually in near-quantitative yield, by a variety of reducing agents (26, 71, 72, 115, 186, 190, 194, 225) (see table 5).

Frequently the selenols obtained by any of the above methods are not isolated, but are employed for further syntheses as the sodium or other salt. This procedure has certain advantages, since the selenols are notorious for their repulsive clinging odor and for this reason must be handled with considerable caution.

C. Diselenides (see table 6)

Diselenides are usually prepared by either of two types of reaction: one in which the diselenide group is directly introduced into the molecule, or one in which a selenium-containing compound is oxidized or reduced to diselenide.

TABLE 6



R AND R'	REFERENCES	R AND R'	REFERENCES
H.....	(20, 37, 60, 80, 98, 191, 205, 226, 227, 303, 310, 330, 332)	3,3'-(NH ₂) ₂	(186)
4,4'-(CH ₃) ₂	(36, 82, 189, 303, 333)	2,2'-(NH ₂) ₂	(26, 32, 38, 188)
3,3'-(CH ₃) ₂	(189)	4,4'-(NHCOCH ₃) ₂	(19, 296)
2,2'-(CH ₃) ₂	(36, 189, 190)	3,3'-(NHCOCH ₃) ₂	(242, 295)
4,4'-[C(CH ₃) ₃] ₂	(7)	2,2'-(NH ₂) ₂ -6,6'-(CH ₃) ₂ ...	(187, 188)
4,4'-[CH(CH ₃) ₂] ₂	(7)	2,2'-(NH ₂) ₂ -4,4'-(CH ₃) ₂ ...	(187, 188)
4,4'-Cl ₂	(82, 112, 333)	4,4'-(OH) ₂	(191, 242)
2,2'-Cl ₂	(32)	4,4'-(CH ₃ COO) ₂	(191)
4,4'-Br ₂	(112, 303, 333)	4,4'-(OCH ₃) ₂	(36)
2,4,6,2',4',6'-Br ₆	(32)	4,4'-(OC ₂ H ₅) ₂	(333)
3,3'-(NO ₂) ₂	(115, 295)	2,2'-(OCH ₃) ₂	(36)
2,2'-(NO ₂) ₂	(26, 38)	4,4'-(OH) ₂ -3,3'-(NH ₂) ₂ ...	(192, 196)
2,4,2',4'-(NO ₂) ₄	(32, 340)	4,4'-(CH ₂ CO) ₂	(191)
2,2'-(NO ₂) ₂ -4,4'-(CH ₃) ₂ ...	(81)	4,4'-(COOH) ₂	(143)
2,2'-(NO ₂) ₂ -4,4'-Br ₂	(30)	2,2'-(COOH) ₂	(219, 304)
4,4'-(NH ₂) ₂	(19, 188, 242, 296)	2,2'-(CONH ₂) ₂	(219)
		2,2'-(COCOOR) ₂	(217)
		4,4'-(SeCN) ₂	(186)
		3,3'-(SeCN) ₂	(186)
		4,4'-(C ₆ H ₅) ₂	(29)
		2,2'-(C ₆ H ₅) ₂	(29)

Miscellaneous diselenides

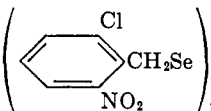
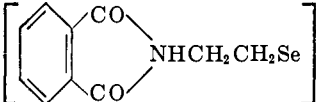
COMPOUND	REFERENCES
(CH ₃) ₂ Se ₂	(14, 44)
<i>n</i> -(C ₃ H ₇) ₂ Se ₂	(14, 44, 339)
<i>n</i> -(C ₄ H ₉) ₂ Se ₂	(14, 44)
(CH ₃ OCH ₂ CH ₂ Se) ₂	(345)
(C ₂ H ₅ OCH ₂ CH ₂ Se) ₂	(345)
(C ₄ H ₉ OCH ₂ CH ₂ Se) ₂	(345)
(H ₂ NCH ₂ CH ₂ Se) ₂	(72, 88)
(H ₂ N(CH ₂) ₃ Se) ₂	(72, 88)
(2-ClC ₆ H ₄ CH ₂ Se) ₂	(321)
(4-ClC ₆ H ₄ CH ₂ Se) ₂	(321)
(4-BrC ₆ H ₄ CH ₂ Se) ₂	(321)
(2-NCC ₆ H ₄ CH ₂ Se) ₂	(106)
(C ₆ H ₅ CH ₂ Se) ₂	(71, 142, 173, 303, 330)
	(321)
	(72, 88)

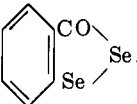
TABLE 6—Continued

COMPOUND	REFERENCES
	(72, 88)
	(15)
	(15)
$(C_6H_5CH_2)_2Se_2$	(30, 142, 172, 294, 330)
	(142, 294)
	(219)
$(1-C_{10}H_7Se-)_2$	(332)
$(2-C_{10}H_7Se-)_2$	(225)
	(294)
	(294)
	(31)

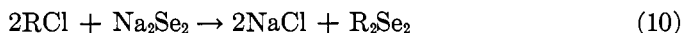
TABLE 6—Continued

COMPOUND	REFERENCES
	(201)
[KOOCC(CH ₃)Se] ₂	(11, 120, 121, 133)
(HOOCCH ₂ Se) ₂	(13, 35, 129, 279)
[HOOC(CH ₂) ₃ Se] ₂	(135)
[HOOCCH(C ₆ H ₇)Se] ₂	(11, 121, 124)
	(121, 124)
[HOOCCH(CH ₃)Se] ₂	(124, 129)
(4-HOOCCH ₂ C ₆ H ₄ Se) ₂	(129)
[HOOC(CH ₃) ₂ Se] ₂	(121)
(HOOCCH ₂ CH ₂ Se) ₂	(124, 129, 279)
(HOOCCH(C ₂ H ₅)Se) ₂	(11)
(C ₆ H ₅ NHCOCH ₂ Se) ₂ (and related compounds)	(136)
	(124, 129)
2-O ₂ NC ₆ H ₄ SeSeCN.....	(300b)
4-Cl-2-O ₂ NC ₆ H ₃ SeSeCN.....	(300b)
4-Br-2-O ₂ NC ₆ H ₃ SeSeCN.....	(300b)
4-CH ₃ -2-O ₂ NC ₆ H ₃ SeSeCN.....	(300b)
	(155a)
	(155a)
	(260)

TABLE 6—Concluded

COMPOUND	REFERENCES
	(222)

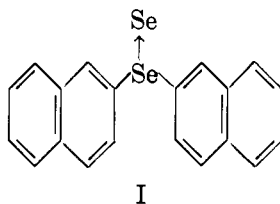
Of the former type, no completely satisfactory methods are known. In certain instances, treatment of a halide with sodium diselenide (15, 26, 30, 172)



gives fair yields of diselenide. However, because of the hydrolysis of sodium diselenide, by-products are usually formed which are difficult to remove. Diselenides have been prepared by the Friedel-Crafts reaction from aromatic hydrocarbons and a variety of selenium compounds, such as selenium tetrachloride, selenium dioxide, selenium bromide, etc., or from the Grignard reagent by reaction with selenium bromide:



The reaction mixtures are quite complex, however, and the yield of any one product is usually low, so it is difficult to say whether the diselenide is produced as a primary product or not (60, 294, 304, 330). Attempts to prepare di- β -naphthyl diselenide by heating the monoselenide with selenium gave a diselenide different from the one obtained by oxidizing β -naphthoselenol. As a result, Loevenich, Fremdling, and Fohr (225) wrote the structure

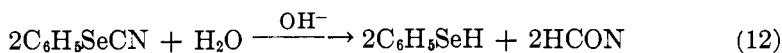


for this new compound. This is the only reported example of this type of structure.

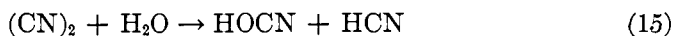
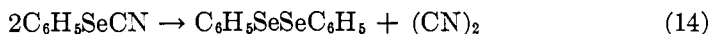
The best method for preparing a normal diselenide is from a compound already containing selenium. Any of the methods listed above for the production of selenols will give diselenides, if the reaction mixture is treated with a mild oxidizing agent, such as air. Thus, under these conditions, the Grignard reaction (7, 71, 72, 285, 333) and alkyl or aryl selenosulfates (294) can be made to give excellent yields of diselenides.

Compounds with selenium in a higher oxidation state can be reduced to diselenides conveniently. Thus, seleninic acids are reducible to diselenides by sodium bisulfite or iodide (234).

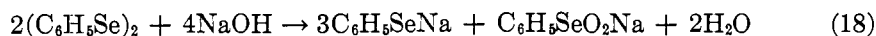
Finally, selenocyanates may be converted to diselenides by treating with strong alkali. The reaction is not clean-cut but is experimentally simple, and a reasonably high yield of the desired products can easily be separated. The course of the reaction appears to be open to question. Thus Challenger, Peters, and Halvey (82) write



while Behagel and Seibert (37) write the following series of equations:



then more slowly



The formation of the indicated by-products cannot be denied; however, neither scheme is completely satisfactory. In view of the stability of the selenocyanates in solution, it would perhaps be best to await additional experimental data before postulating a complete mechanism.

The selenium analogs of the naturally occurring sulfhydryl and disulfide amino acids have been prepared by adaptations of conventional synthetic methods. Tests by Moxon indicate (268) that selenocystine is the most toxic organo-selenium compound reported, when injected intraperitoneally in rats. The lethal dose was found to be of the same order as for sodium selenite, that is, 4 mg./kg. of body weight.

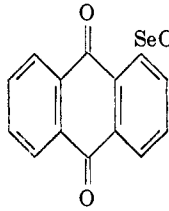
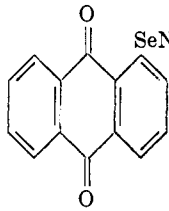
Selenocystine has been prepared directly in low yield from methyl α -amino- β -chloropropionate and a hydroselenide (131, 349). Derivatives of benzyl selenol have been used successfully for the preparation of several selenium analogs. The stable benzyl selenides formed are easily cleaved by reduction (198, 279, 280). For example, the following flow sheet indicates some possible methods of synthesis:

(29, 38, 233), as does oxidation of diselenides by per acids (233a) or peroxides (233, 236).

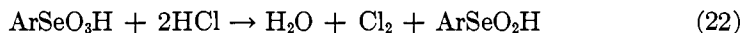
The seleninic acids are somewhat weaker acids than the corresponding carboxylic acids. Thus, the alkylseleninic acids have ionization constants of the order of magnitude of 5.5×10^{-6} (13, 14), while substituted phenylseleninic acids have a pK_{25° of about 5.0. The pK values of the substituted phenylseleninic acids are a linear function of Hammett's sigma values (236).

Selenonic acids (see table 9), unlike sulfonic acids, are not well known. They are strong acids and strong oxidizing agents. They are formed by direct reaction of an aromatic hydrocarbon with selenonic acid (H_2SeO_4) (3, 4, 103) or by powerful oxidation of seleninic acids with permanganate (295).

TABLE 7
Seleninic acids

COMPOUND	REFERENCES	COMPOUND	REFERENCES
2, 4-(O ₂ N) ₂ C ₆ H ₃ SeOH.....	(32)		(31, 32)
2-O ₂ NC ₆ H ₄ SeOH.....	(32)		
4-O ₂ NC ₆ H ₄ SeOCOCH ₃	(32)		(32)
2-O ₂ NC ₆ H ₄ SeOCOCH ₃	(32)		

The reaction of aryl hydrocarbons with selenonic acid is not clear-cut. Thus, reaction with toluene gives the *o*- and *p*-isomers, as expected (103), which were characterized by allowing them to react with hydrochloric acid, to give chlorine



and the corresponding seleninic acid. In addition to the expected products, however, Doughty and Elder isolated some di-*p*-tolyl selenide, (*p*-CH₃C₆H₄)₂Se, and the following compound:

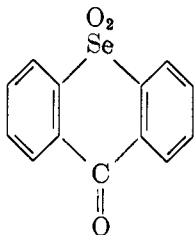
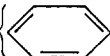
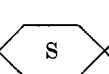
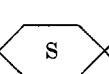
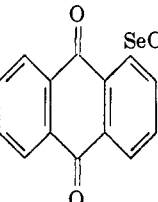
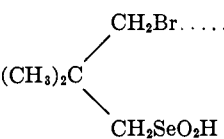
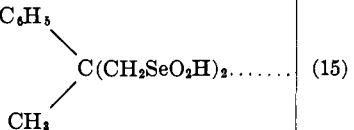


TABLE 8

Seleninic acids: R {  SeO₂H

R	REFERENCES	R	REFERENCES
H.....	(37, 38, 98, 102, 111, 113, 144, 236, 295, 327)	3-Br	(236)
4-CH ₃	(38, 103, 108, 236, 293)	4-F.....	(236)
3-CH ₃	(114, 236, 293)	3-F.....	(236)
2-CH ₃	(103, 114, 293)	4-NO ₂	(19, 38)
3,4-(CH ₃) ₂	(293)	3-NO ₂	(38, 115, 236, 293)
2,4-(CH ₃) ₂	(293)	2-NO ₂	(38)
2-C ₂ H ₅	(29)	2-NO ₂ -4-CH ₃	(81)
4-C ₆ H ₅	(29)	4-CH ₂ CONH.....	(19, 295)
2-C ₆ H ₅	(29, 236)	4-C ₆ H ₅ CONH.....	(296)
4-Cl.....	(38, 112, 236, 265)	4-CH ₂ COO ⁻	(192)
3-Cl.....	(38, 236)	4-CH ₂ O.....	(236)
2-Cl.....	(38)	3-CH ₃ O.....	(236)
4-Br.....	(112, 236, 293)	4-OH-3-NO ₂	(192)
		4-OH-3-COOR.....	(274)

Miscellaneous seleninic acids

COMPOUND	REFERENCES	COMPOUND	REFERENCES
CH ₃ SeO ₂ H.....	(14, 44)	 -CH ₂ Br.....	(10)
C ₂ H ₅ SeO ₂ H.....	(12, 14, 44, 188)	 -CH ₂ SeO ₂ H	
C ₃ H ₇ SeO ₂ H.....	(14, 44, 282)	C ₆ H ₅ CH ₂ SeO ₂ H.....	(172, 173, 222)
C ₄ H ₉ SeO ₂ H.....	(14)	 -SeO ₂ H.....	(32)
(CH ₃) ₂ C(CH ₂ SeO ₂ H) ₂	(15)	4-O ₂ NC ₆ H ₄ SeONH ₂	(19)
	(10)	4-H ₂ NC ₆ H ₄ SeONH ₂	(19)
	(15)	4-CH ₃ CONHC ₆ H ₄ SeONH ₂	(19)

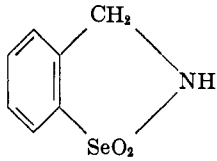
Seleninocarboxy acids

COMPOUND	REFERENCES	COMPOUND	REFERENCES
HOOCCH ₂ SeO ₂ H.....	(121, 282)	HOOCCH(C ₂ H ₅)SeO ₂ H.....	(11, 121)
HOOCCH ₂ CH ₂ SeO ₂ H.....	(11, 282)	HOOC(CH ₃) ₂ SeO ₂ H.....	(121)
HOOC(CH ₂) ₃ SeO ₂ H.....	(135)	HOOCCH(SeO ₂ H)CH(CH ₃) ₂	(121, 124)
HOOCCH(CH ₃)SeO ₂ H.....	(11, 121)	HOOCCH(SeO ₂ H)C ₆ H ₅	(129)

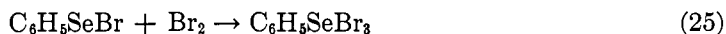
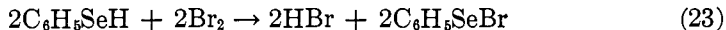
E. Selenide mono- and trihalides (see table 10)

The selenide halides, $RSeX$ and $RSeX_3$, may be prepared in a variety of ways, from compounds containing other selenium functions. Thus, reaction of

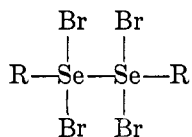
TABLE 9
Selenonic acids

COMPOUND	REFERENCES	COMPOUND	REFERENCES		
$C_6H_5SeO_3H$	(102)	Selenosaccharin.....	(219)		
$4-CH_3C_6H_4SeO_3H$	(103)				
$2-CH_3C_6H_4SeO_3H$	(103)				
$2,4-(CH_3)_2C_6H_3SeO_3H$	(3, 4)				
$3,4-(CH_3)_2C_6H_3SeO_3H$	(3)				
$3-O_2NC_6H_4SeO_3H$	(295)				
$4-O_2NC_6H_4SeO_3H$	(19)				
$3-H_2NC_6H_4SeO_3H$	(295)				
$2-C_{10}H_7SeO_3R$ (esters).....	(295)				
				CH_3SeO_3K	(29, 30)
				$C_2H_5SeO_3K$	(29)
		$C_4H_9SeO_3K \cdot HNO_3$	(29)		

a selenol or diselenide with halogen gives either the mono- or the trihalide, depending on the mole ratios of reactants employed:



It has been reported (330) that reaction of diselenides with halogen gives a compound with the following structure:



II

This statement has been refuted by Behagel and Seibert (38), who pointed out that the previous workers were dealing with a mixture of $RSeBr$ and $RSeBr_3$. Although a structure such as II is unlikely, its existence in solutions as a species of low concentration in equilibrium with other species is not impossible.

In addition to the above methods for the preparation of the selenide halides, two others of equal applicability are known. Thus, if one treats a concentrated aqueous solution of a seleninic acid with a strong halogen acid, an immediate precipitation of the selenide trihalide is brought about (71, 111).

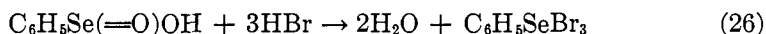

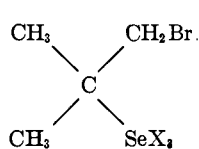
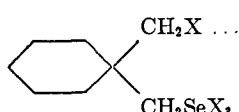
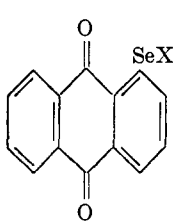
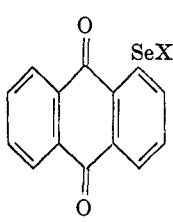
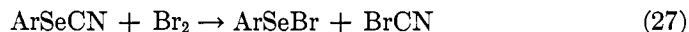


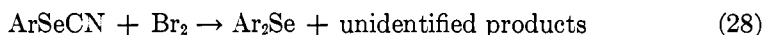
TABLE 10
Selenium halides

R  R	REFERENCES		REFERENCES	
	X ₁ = Cl ₁	X = Cl	X ₁ = Br ₁	X = Br
H	(38, 111, 112)	(38, 112, 187)	(38, 111, 112)	(30, 38, 108)
4-CH ₃			(38, 108)	(30)
2-C ₂ H ₅			(29)	(29)
4-Cl	(38, 112)	(112)	(38)	
3-Cl	(38)		(38)	
2-Cl	(38)		(38)	
4-Br			(112)	(112)
2,4,6-Br ₃				(32)
4-NO ₂	(19, 38)		(38)	(32, 38)
3-NO ₂	(38)		(38)	(32)
2-NO ₂	(30, 38)	(38)		
2,4-(NO ₂) ₂				(32)
2-NO ₂ -4-Br				(30)
4-NH ₂	(19)			
4-NHCOCH ₃	(19)		(296)	(296)
4-OH-3-COOR	(274)			
4-C ₆ H ₅	(29)	(29)	(29)	(29)
2-C ₆ H ₅	(29)		(29)	
COMPOUND				
C ₂ H ₅ SeX ₂			(30)	
	(15)		(15)	
	(15)		(15)	
(CH ₃) ₂ C(CH ₂ SeX) ₂			(15)	(15)
		(31, 32)		(32, 37)
	(31)			

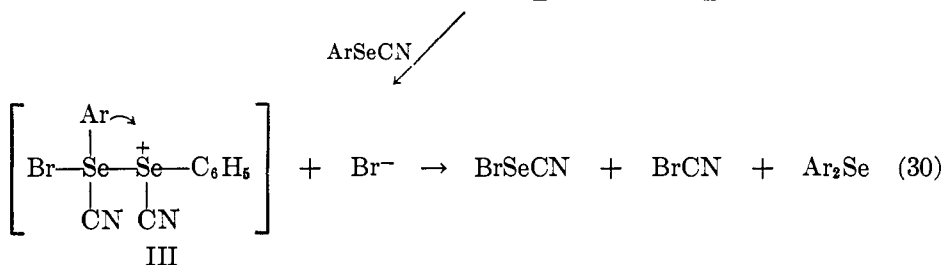
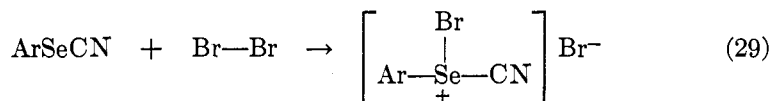
Finally, the selenide halides can be prepared from selenocyanates and halogen (38).



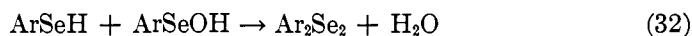
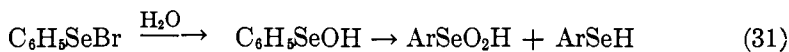
This particular reaction is of interest, since the product obtained is completely dependent on the order in which the reactants are mixed (38). To obtain the desired product, i.e., selenide mono- or trihalide, the selenocyanate (in a suitable solvent such as carbon tetrachloride) must be added to the bromine, i.e., *bromine must be in excess*. If the reverse mode of addition is employed (selenocyanate in excess), then the product is *almost exclusively* a diaryl selenide. This observation, for which Behagel and Seibert (38) had no explanation, has been



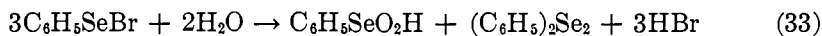
confirmed (233). Since ArSeBr and ArSeCN do not appear to react (71), a possible mechanism for reaction 28 could involve an intermediate ion such as III, which could rearrange, by migration of phenyl, to the observed products.



Selenide monohalides hydrolyze according to the following scheme (32):



the net result being

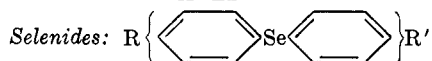


F. Selenides and selenide dihalides (see table 11)

By far the largest class of selenium compounds is that of the selenides. In addition to the synthetic methods described below, they occur as by-products or in nonpreparative yields from other reactions, reference to which will be found in the tables.

For the preparation of aryl selenides, the most useful method appears to be

TABLE 11



R AND R'	REFERENCES		
	Se	SeCl ₂	SeBr ₂
H, H	(37, 60, 77, 78, 80, 101, 112, 116, 176, 205, 206, 208, 215, 226, 232, 237, 238, 242, 291, 308, 310, 330)	(112, 116, 176, 202, 205, 208, 215, 227, 238, 318)	(37, 113, 176, 205, 208, 232, 237, 310, 330)
4-CH ₃	(30, 143, 216)	(30, 216)	(30, 143, 216)
4,4'-(CH ₃) ₂	(82, 95, 103, 216, 235, 340)	(82, 216, 340)	(235, 340)
3,3'-(CH ₃) ₂	(216, 235)	(216, 235)	(235)
2,2'-(CH ₃) ₂	(226, 235, 340, 356)	(340, 356)	(235, 340)
2,4'-(CH ₃) ₂	(30)		(30)
3,4,4'-(CH ₃) ₃	(30)		(30)
4,4'-Cl ₂	(205, 227, 235, 333)		(235)
2,2'-Cl ₂	(71, 235)		(71, 235)
4-Br	(108)		
3-Br	(192)		
4,4'-Br ₂	(30, 60, 108, 205, 333)		(30, 235)
2-NO ₂	(29, 30, 98, 186, 356)	(30, 356)	(30, 356)
4,4'-(NO ₂) ₂	(16, 242, 296)		
2,2'-(NO ₂) ₂	(242)		
2,4,2',4'-(NO ₂) ₄	(34, 340)		
2,4,6,2',4',6'-(NO ₂) ₆	(340)		
2-NO ₂ -4-Br	(30)		
4-NH ₂	(144)		
2-NH ₂	(29, 98, 194)		
4,4'-(NH ₂) ₂	(18, 242, 296)		
3,3'-(NH ₂) ₂	(285)		
2,2'-(NH ₂) ₂	(242)		
4,4'-[N(CH ₃) ₂] ₂	(29, 148)		
4,4'-[N(C ₂ H ₅) ₂] ₂	(148)		
4-NHCOCH ₃	(144)	(144)	(144)
4,4'-(NHCOCH ₃) ₂	(18, 242)		
4-NH ₂ -2-NO ₂	(30)		
4-N(CH ₃) ₂ -4'-NO ₂	(38)		
4-N(CH ₃) ₂ -2-NO ₂	(38)		
2-C ₆ H ₅ -4'-CH ₃	(72)	(72)	
3,3'-Cl ₂	(71, 235)		(71, 235)
4-Cl-4'-CH ₃	(72)	(72)	
4,4'-F ₂	(71, 235)		(71, 235)
3-Cl	(72)	(72)	

TABLE 11—Continued

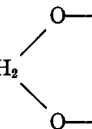
R AND R'	REFERENCES		
	Se	SeCl ₂	SeBr ₂
4-OH.....	(192)		
3-OH.....	(192)		
2-OH.....	(194)		
3,4-(OH) ₂	(195)		
2,6-(OH) ₂	(195)		
4,4'-(OH) ₂ (and OCOCH ₃).....	(192, 193, 395)		
4,3'-(OH) ₂ (and OCOCH ₃).....	(195)		
4,2'-(OH) ₂ (and OCOCH ₃).....	(195)		
3,3'-(OH) ₂	(195)		
3,2'-(OH) ₂	(195)		
2,2'-(OH) ₂ (and OCOR).....	(195)		
4-OCOCH ₃	(191)		
2-OH-6-OCH ₃	(195)		
4-OCH ₃	(191, 310)		(310)
4-OC ₂ H ₅	(196)		
3-OCH ₃	(196)		
2-OCH ₃	(191)		
4,4'-(OCH ₃) ₂	(2, 18, 101, 193, 209)	(2, 18, 209)	(2, 209)
4,4'-(OC ₂ H ₅) ₂	(2, 193, 209)	(2, 209)	(209)
4,4'-(OC ₃ H _{7-n}) ₂	(2)	(2)	(2)
4,4'-(OC ₄ H _{9-n}) ₂	(2)	(2)	(2)
4,3'-(OCH ₃) ₂	(195)		
4,3-(OCH ₃) ₂	(195)		
4,2'-(OCH ₃) ₂	(195)		
4,2'-(OC ₂ H ₅) ₂	(195)		
3,3'-(OCH ₃) ₂	(195)		
3,2'-(OCH ₃) ₂	(195)		
2,5-(OCH ₃) ₂	(195)		
2,2'-(OCH ₃) ₂	(195, 235)		(235)
2,2'-(OC ₂ H ₅) ₂	(195)		
4,4'-(OC ₆ H ₅) ₂	(2, 235)	(2)	(2, 235)
4,4'-(HOCH ₂ CH ₂ O) ₂	(18)	(18)	
4,4'-(HOCH ₂ CH ₂ CH ₂ O) ₂	(18)	(18)	
3,4- and 3',4'≡CH ₂ 	(101)		
4-OH-3-CH ₃	(257)		
2-OH-5-CH ₃	(257)		
4,4'-(OCH ₃) ₂ } 3,3'-(CH ₃) ₂ }	(2)	(2)	(2)
4,4'-(OCH ₃) ₂ } 3,3'-(Br ₂) }	(2)	(2)	(2)

TABLE 11—Continued

R AND R'	REFERENCES		
	Se	SeCl ₂	SeBr ₂
4,4'-(HOCH ₂ CH ₂ O) ₂ } 3,3'-(NH ₂) ₂ }	(18)		
4,4'-(HOCH ₂ CH ₂ O) ₂ } 3,3'-(NO ₂) ₂ }	(18)	(18)	
4,4'-(HOCH ₂ CH ₂ CH ₂ O) ₂ } 3,3'-(NO ₂) ₂ }	(18)	(18)	
4,4'-(CH ₃ CO) ₂	(101)		
4,4'-(C ₆ H ₅ CH=CHCO) ₂	(101)		
4,4'-(C ₆ H ₅ CH=CHCH=CHCO) ₂	(101)		
4,4'-(C ₆ H ₅ CO) ₂	(101)		
4,4'-(C ₆ H ₅ CHOH) ₂	(101)		
4,4'-[(C ₆ H ₅) ₂ CCl] ₂	(101)		
4-COOH.....	(143)		
4,4'-(COOH) ₂	(101)		
2,2'-(COOH) ₂	(219, 308)		
4-COOH-4'-OH.....	(194)		
3-COOH-4-OH.....	(257)		
3-COOR-4-OH.....	(18, 274, 276)	(18, 274, 276)	(18, 274, 276)
4-COOCH ₂ -4'-OCOCH ₃	(196)		
3-COOCH ₂ -4'-OCOCH ₃	(196)		
4-C ₆ H ₅	(30)	(30)	(30)
4,4'-(C ₆ H ₅) ₂	(30)		(30)
2,2'-(C ₆ H ₅) ₂	(30)	(30)	(30)
4-C ₆ H ₅ -4-CH ₃	(30)		(30)
2-SeCH ₃	(190)		
2-SeC ₂ H ₅	(190)		
2-SeCH ₃ -5-CH ₃	(189)		
2-SeCH ₃ -3-CH ₃	(189)		
2-SeCH ₃ -2'-CH ₃	(190)		
2-SeCH ₃ -3,4'-(CH ₃) ₂	(189)		
2-SeCH ₃ -3,2'-(CH ₃) ₂	(189)		

Selenides: R{C₆H₄SeCH₂COOH or R₂{C₆H₃SeCH₂COOH

R	REFERENCES		
	Se	SeCl ₂	SeBr ₂
H.....	(108, 266)		(108, 266)
4-CH ₃	(34, 36, 108, 266)		(108)
2-CH ₃	(34, 36, 293)		
3,4-(CH ₃) ₂	(293)		
2,4-(CH ₃) ₂	(293)		
4-Cl.....	(34, 36)		
2-Cl.....	(34, 36)		
4-Br.....	(266)		(266)

TABLE 11—Selenides—Continued

R	REFERENCES		
	Se	SeCl ₂	SeBr ₂
4-NO ₂	(34, 36)		
3-NO ₂	(36)		
2-NO ₂	(33, 34, 36)		
4-NH ₂	(36)		
4-CH ₃ O.....	(34, 36)		
2-CH ₃ O.....	(34, 36)		
2-COOH.....	(219)		
4-CH ₃ S.....	(34, 36)		(266)
4-HOOCCH ₂ S.....	(36)		

Miscellaneous selenides in which selenium is not part of a heterocyclic system

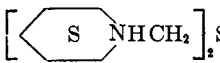
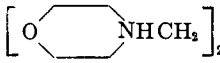
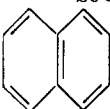
COMPOUND	REFERENCES		
	Se	SeCl ₂	SeBr ₂
(CH ₃) ₂ Se.....	(45, 173, 174)	(174)	(174)
CH ₃ SeC ₂ H ₅	(44, 339)		
C ₂ H ₅ SeC ₂ H ₅	(180, 244)		
CH ₃ SeC ₄ H ₇ (n).....	(44, 339)		
CH ₃ SeC ₄ H ₉ (n).....	(339)		
(n-C ₂ H ₇) ₂ Se.....	(339)		
C ₂ H ₅ Se(CH ₂) ₃ SeC ₂ H ₅	(339)		
(HOCH ₂ CH ₂) ₂ Se.....	(317)		
(CH ₃ OCH ₂ CH ₂) ₂ Se.....	(317)		
(C ₆ H ₅ CH ₂) ₂ Se.....	(142, 174, 282)	(330)	(330)
(4-ClC ₆ H ₄ CH ₂) ₂ Se.....	(321)		
(3-ClC ₆ H ₄ CH ₂) ₂ Se.....	(321)		
(2-ClC ₆ H ₄ CH ₂) ₂ Se.....	(321)		
(2,5-Cl ₂ C ₆ H ₃ CH ₂) ₂ Se.....	(321)		
(3-O ₂ NC ₆ H ₄ CH ₂) ₂ Se.....	(321)		
(2-O ₂ NC ₆ H ₄ CH ₂) ₂ Se.....	(321)		
(2-NCC ₆ H ₄ CH ₂) ₂ Se.....	(106)		
 Se.....	(43)		
 Se.....	(43)		
C ₆ H ₅ SeCH ₂ CH ₂ OH.....	(239)		
C ₆ H ₅ CH ₂ SeCH ₂ CH ₂ OH.....	(239)		
C ₆ H ₅ SeCH ₂ CH ₂ (OC ₂ H ₅) ₂	(239)		
	(72)	(72)	

TABLE 11—Continued

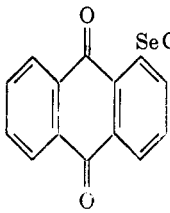
COMPOUND	REFERENCES		
	Se	SeCl ₂	SeBr ₂
Se(CH ₂ COOH) ₂	(35, 129, 282)		
Se(CH ₂ CH ₂ COOH) ₂	(35, 282)		
Se(CH ₂ CH ₂ CH ₂ COOH) ₂	(135)		
Se[CH(C ₂ H ₅)COOH] ₂	(129, 282)		
Se[C(CH ₃) ₂ COOH] ₂	(129)		
Se[CH(CH ₃)COOK] ₂	(89, 128, 129)		
Se(CH ₂ CONHC ₆ H ₅) ₂	(136)		
Se(CH ₂ CONHC ₆ H ₄ Cl-2) ₂	(136)		
Se(CH ₂ CONHC ₆ H ₄ Cl-4) ₂	(129)		
(also 2-, 3-, and 4-CH ₃ and 4-OC ₂ H ₅)			
Se(CH ₂ C ₆ H ₅)COOH	(130)		
CH ₂ (SeCH ₂ COOH) ₂	(130)		
(CH ₂ SeCH ₂ COOH) ₂	(130)		
(CH ₂) ₃ (SeCH ₂ COOH) ₂	(130)		
C ₆ H ₅ CH ₂ SeCH ₂ COOH	(130)		
C ₆ H ₅ CH ₂ Se(CH ₂) ₂ COOH	(130)		
C ₆ H ₅ CH ₂ Se(CH ₂) ₃ COOH	(134)		
HOOCCH ₂ Se(CH ₂) ₂ COOH	(130)		
CH ₃ Se(CH ₂) ₂ CHNH ₂ COOH	(280)		
HOOCCH(CH ₃)SeCH ₂ COOH	(134)		
1-C ₁₀ H ₇ SeCH ₂ COOH	(266)		
 SeCH ₂ COOH	(32)		
(1-C ₁₀ H ₇) ₂ Se	(205, 230)	(230)	(230)
(2-C ₁₀ H ₇) ₂ Se	(225, 230)	(230)	
2-CH ₃ CONHC ₆ H ₄ SeCH ₃	(185, 188)		
2-CH ₃ CONHC ₆ H ₄ SeC ₂ H ₅	(185)		
2-H ₂ NC ₆ H ₄ SeR	(188)		
4-CH ₃ CONHC ₆ H ₄ SeCH ₃	(185)		
2-O ₂ N-4-CH ₃ C ₆ H ₃ SeCH ₃	(185)		
2-H ₂ N-4-CH ₃ C ₆ H ₃ SeCH ₃	(185)		
2-CH ₃ CONH-4-CH ₃ C ₆ H ₃ SeCH ₃	(185)		
2-CH ₃ -5-O ₂ NC ₆ H ₃ SeCH ₃	(185, 188)		
2-CH ₃ -5-H ₂ NC ₆ H ₃ SeCH ₃	(185, 188)		
2-CH ₃ -5-CH ₃ CONHC ₆ H ₃ SeCH ₃	(185, 188)		
1,4-C ₆ H ₄ (SeCH ₃) ₂	(186)		
1,3-C ₆ H ₄ (SeCH ₃) ₂	(186)		
2-CH ₃ OC ₆ H ₄ Se(Alkyl)	(195)		
2-HOC ₆ H ₄ Se(Alkyl)	(195)		
4-CH ₃ OC ₆ H ₄ Se(Alkyl)	(195)		

TABLE 11—Continued

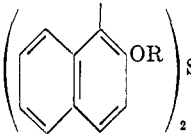
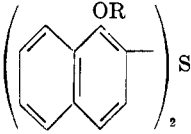
COMPOUND	REFERENCES		
	Se	SeCl ₂	SeBr ₂
4-HOC ₆ H ₄ Se(Alkyl).....	(195)		
1,4-ROOCC ₆ H ₄ SeCH ₃ (also 1,2- and 1,3-).....	(195)		
1-C ₁₀ H ₇ SeC ₆ H ₄ R..... (R = CH ₃ O and OH in ortho, meta, and para positions)	(195)		
	(247)		
	(247)		
(CH ₃ COCH ₂) ₂ Se.....		(247)	
2-O ₂ NC ₆ H ₄ SeCH ₃	(185)		
2-H ₂ NC ₆ H ₄ SeCH ₃	(185)		
4-H ₂ NC ₆ H ₄ SeCH ₃	(188)		
C ₆ H ₅ CH ₂ SeC ₂ H ₅	(30)		
C ₆ H ₅ CH ₂ SeC ₆ H ₅	(30)		
C ₆ H ₅ CH ₂ SeC ₆ H ₄ NO ₂ -2.....	(30)		
C ₆ H ₅ SeCH ₃	(16, 108, 116, 185, 291, 347)		(108, 116)
C ₆ H ₅ SeC ₃ H ₁₁	(113, 116)		(113, 116)
3-O ₂ NC ₆ H ₄ Se(C ₁ to C ₇).....	(115)		(115)
3-H ₂ NC ₆ H ₄ Se(C ₁ to C ₇).....	(115)		
C ₆ H ₅ SeC ₄ H ₉ (n).....	(113)		(113)
(CCl ₃ CHOH) ₂ Se.....	(224)		
4-ClC ₆ H ₄ SeC ₂ H ₅	(112)	(112)	
4-BrC ₆ H ₄ SeC ₂ H ₅	(112)		(112)
4-HOCC ₆ H ₄ SeCH ₃	(143)		(143)
C ₆ H ₅ SeC ₆ H ₁₃	(113)		(113)
(C ₆ H ₅ CH ₂ SeCH ₂) ₂	(142)		
(C ₆ H ₅ COCH ₂) ₂ Se.....		(247)	
1-C ₁₀ H ₇ Se(Alkyl).....	(225)		
(1-C ₁₀ H ₇ Se—) ₂ CR ₂	(225)		
(2-C ₁₀ H ₇ Se—) ₂ CR ₂	(225)		
2-C ₁₀ H ₇ Se(Alkyl).....	(225)		
4-CH ₃ C ₆ H ₄ SeCH ₂ C ₆ H ₅	(333)		
4-O ₂ NC ₆ H ₄ SeCH ₃	(16, 185)		
4-(CH ₃) ₂ NC ₆ H ₄ SeCH ₃	(82)		

TABLE 11—Continued

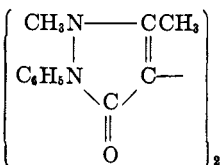
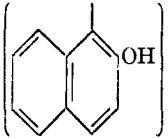
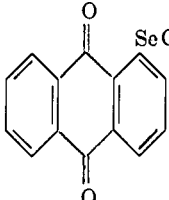
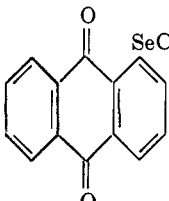
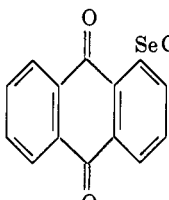
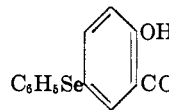
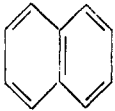
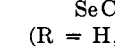
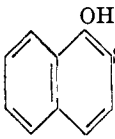

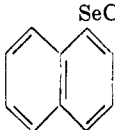
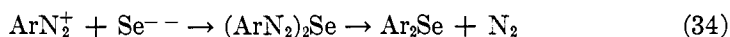
COMPOUND	REFERENCES		
	Se	SeCl ₄	SeBr ₄
	Se.....	(184, 201)	
C ₆ H ₅ SeC ₂ H ₅	(30, 38, 111, 113, 116, 185)		(30, 108, 111, 116, 185)
	Se.....	(54, 257, 325)	
	SeC ₆ H ₄ N(CH ₃) ₂ -4..	(31)	
	SeC ₆ H ₄ N(C ₂ H ₅) ₂ -4..	(32)	
	SeC ₆ H ₅	(31)	
	C ₆ H ₅ Se.....	(195)	


TABLE 11—*Concluded*

COMPOUND	REFERENCES		
	Se	SeCl ₄	SeBr ₂
 OR (195)  SeC ₆ H ₅ (R = H, C ₂ H ₅ , or CH ₃ CO)	(195)		
 OH SeC ₆ H ₅ (195)	(195)		
 SeC ₆ H ₅ (195)	(195)		
 SeC ₆ H ₅ (195) OH	(195)		

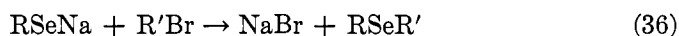
the reaction of a diazonium salt with potassium selenide, prepared by fusing selenium and potassium hydroxide (191–196, 221, 242, 308):



A variation of this technique, which allows for the preparation of unsymmetrical selenides, ArSeR', employs a potassium selenolate instead of potassium selenide (192):

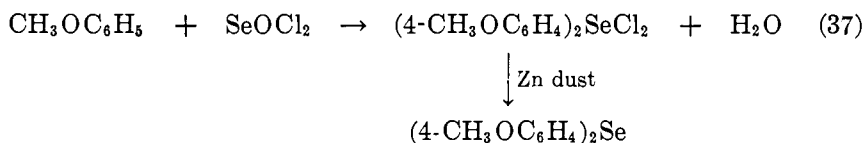


Alkali selenolates will also react with reactive halides to give selenides (10, 16, 30, 36, 98, 116). This synthesis is particularly useful in the aliphatic series,



or for the preparation of mixed aromatic-aliphatic selenides, as in the preparation of selenoanisole, C₆H₅SeCH₃, from phenyl selenolate and a methyl halide. A method useful for the preparation of derivatives of activated aromatic nuclei involves the reaction of a compound such as dimethylaniline or anisole with

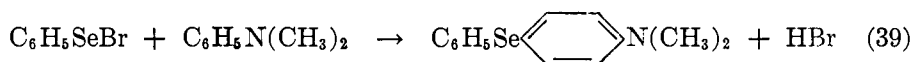
selenium oxychloride. This leads directly to the selenide dihalide in good yield, which is easily converted to the selenide (2, 18, 71, 148, 209, 247).



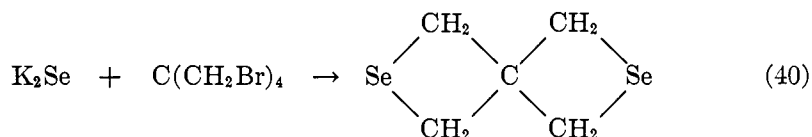
Selenium oxychloride also reacts with ketones to give unstable products (275).



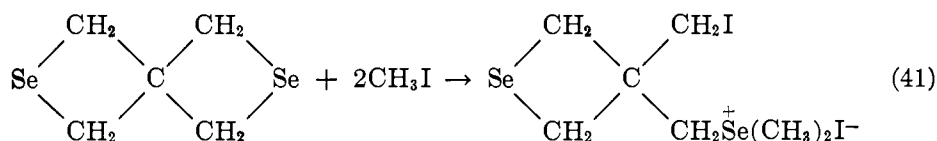
A similar reaction occurs with dimethylaniline and phenylselenium bromide (38):



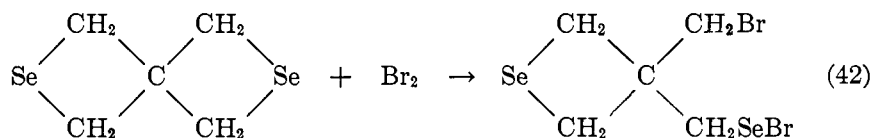
From aliphatic halides (or activated aromatic halides) and potassium selenosulfate, K_2SeSO_3 , (340) (or potassium selenide) good yields of symmetrical selenides can be obtained. This reaction has been used to advantage for the preparation of some spiro derivatives in good yield (10), for example:



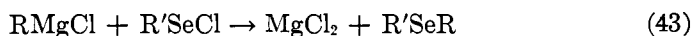
These compounds react with methyl iodide to open the ring and give a selenonium salt:



Similar reactions occur with halogen:



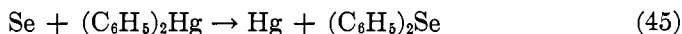
From a Grignard reagent and selenide halide can be obtained in poorer yield either symmetrical or unsymmetrical selenides (30, 333).



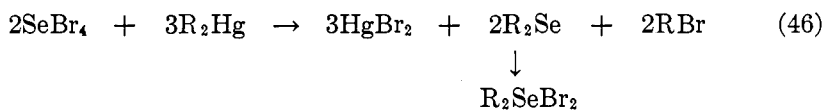
Other general methods which offer few, if any, advantages include the reaction of selenium with a sulfone, for example (208),



and the reaction of selenium with a diarylmercury (206):



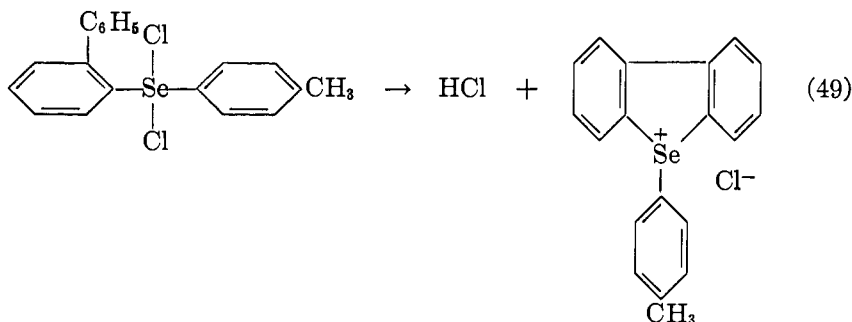
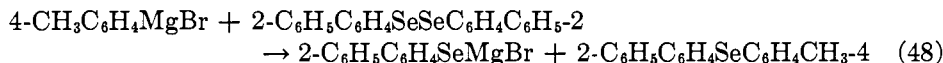
For the direct preparation of relatively small amounts of pure selenides, certain reactions of organometallic compounds can be recommended. Thus, selenium tetrabromide reacts quantitatively with diarylmercury to give selenides (213), which can be isolated directly and easily as their dibromides, which are quite insoluble in the reaction medium:



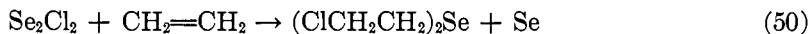
A variation of this synthesis allows for the synthesis of selenides with dissimilar groups (72):



Diselenides react with lithium compounds (310) and with the Grignard reagent (72) to give quantitative yields of selenides. For example, di-*o*-biphenyl diselenide reacts with *p*-tolylmagnesium bromide to give 2-phenyl-4'-methyl-diphenyl selenide (72). The dichloride of this latter compound loses hydrogen chloride to give a selenonium salt (72, 233):

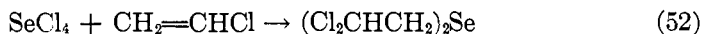


The selenium analogs of the mustard gases have been prepared by conventional methods. Thus, if ethylene is passed into selenium monochloride, bis(β -chloroethyl) selenide is produced, which is converted to the selenide dihalide in the presence of excess selenium chloride (28, 53).



Similar reactions may be carried out using selenium tetrachloride (40, 317) or selenium oxychloride (137).

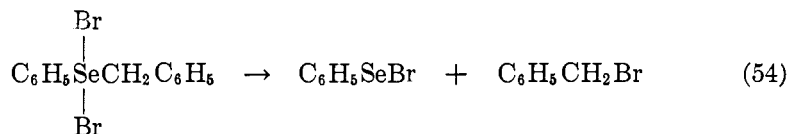
The reaction of higher 1,2-olefins with these reagents leads to bis(β -chloro-*n*-alkyl) selenides (40, 53). Vinyl chloride reacts with selenium tetrachloride to give bis(β , β -dichloroethyl) selenide (317).



Hydrogen selenide reacts with formaldehyde and an amine to give bis(alkylaminomethyl) selenides (43).



Selenide dihalides are invariably prepared by treating the appropriate selenide with a slight excess of halogen. The dichlorides and dibromides are stable, while the diiodides are not. The fluorides have not been reported, though diphenyltellurium difluoride exists (109). The partially or wholly aliphatic dihalides are unstable (30):



G. Selenophene and related heterocycles (see table 12)

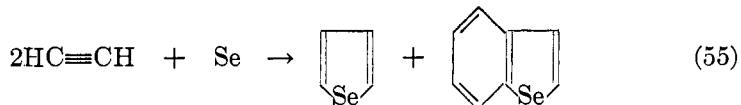
The parent compound, selenophene (IV), is a stable liquid boiling at 110°C.,



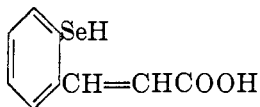
IV

Selenophene

and its reactions are similar to those of thiophene. It has been prepared by the reaction of sodium succinate (347a) or succinic acid (109a) with phosphorus pentaselenide or by the reaction of acetylene and selenium at elevated temperatures (65, 66). This reaction also produces selenonaphthene (benzoselenophene),



$\text{C}_6\text{H}_5\text{Se}$ (200, 243). This latter compound has also been synthesized (342) by allowing potassium ferricyanide to react with *o*-selenolcinnamic acid (V).



V

TABLE 12

Miscellaneous selenides: heterocycles in which selenium is the only hetero atom


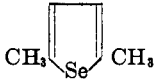
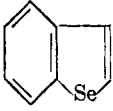
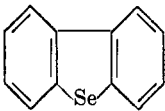
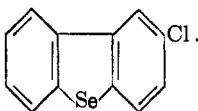
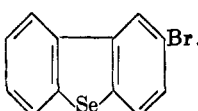
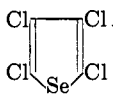
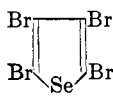
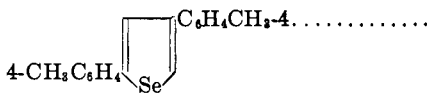
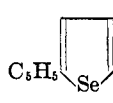
COMPOUND	REFERENCES		
	Se	SeCl ₂	SeBr ₂
	(157, 240, 355)		
CH ₃  CH ₃	(50, 278, 357)		
	(94, 157)		
	(29, 30, 93, 98, 233a)	(29, 30)	(29, 30, 93)
			(29, 30)
	(29, 30)		(30)
	(65, 67)		
	(65, 67)		
 C ₆ H ₄ CH ₃ -4	(50)		
 C ₆ H ₅	(50)		

TABLE 12—Continued

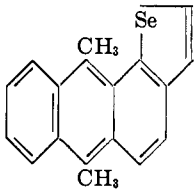



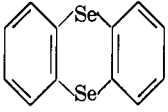
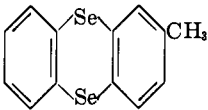
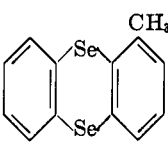
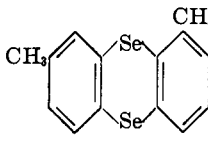
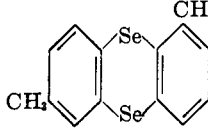
COMPOUND	REFERENCES		
	Se	SeCl ₂	SeBr ₂
	(159)		
 <chem>COCH3</chem>	(341)		
 <chem>COOH</chem>	(341)		
 <chem>COCHO</chem>	(341)		
	(98, 187, 190, 204)		
 <chem>CH3</chem>	(187, 189)		
 <chem>CH3</chem>	(187, 189)		
 <chem>CH3</chem>	(189)		
 <chem>CH3</chem>	(189)		

TABLE 12—Continued

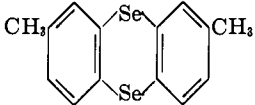
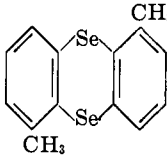
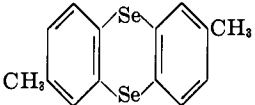
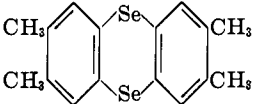
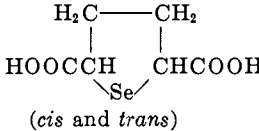
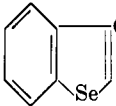
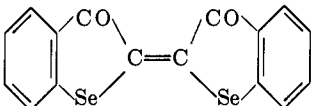
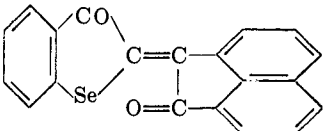
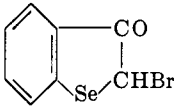
COMPOUND	REFERENCES		
	Se	SeCl ₂	SeBr ₂
	(189)		
	(187, 189)		
	(187, 189)		
	(189)		
 (<i>cis</i> and <i>trans</i>)	(122, 125, 129)		
	(219)		
	(217, 219)		
	(219)		
	(217)		

TABLE 12—Continued

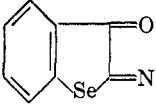
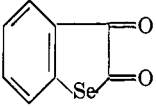
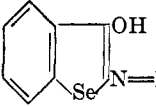
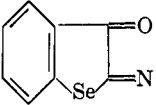
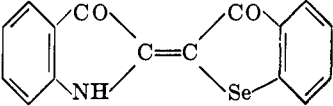
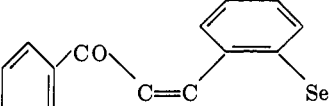
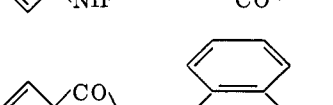
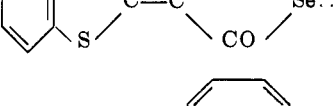
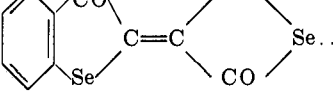
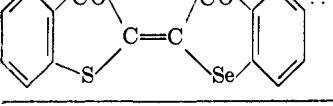
COMPOUND	REFERENCES		
	Se	SeCl ₂	SeBr ₂
 (217)			
 (217)			
 (217)			
 (217)			
 (219)			
 (217)			
 (217)			
 (217)			
 (217)			
 (217)			

TABLE 12—Continued

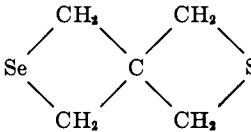
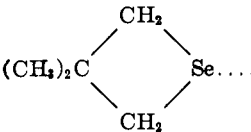
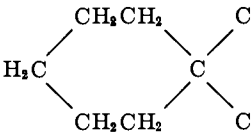
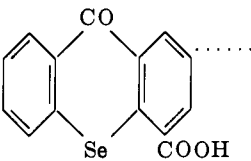
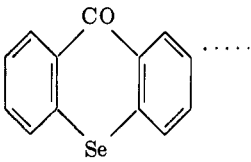
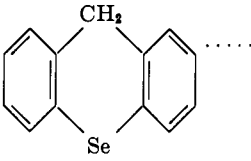
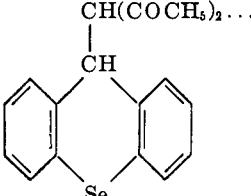
COMPOUND	REFERENCES		
	Se	SeCl ₂	SeBr ₂
	(15)		
	(15)		
	(15)		
	(221)		
	(222)		
	(117)		
	(119)		

TABLE 12—Continued

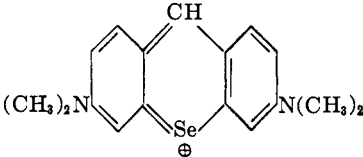
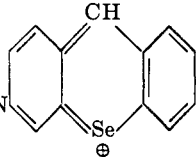
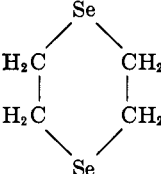
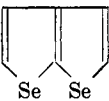
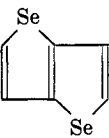
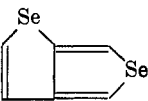
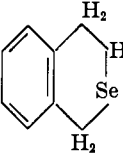
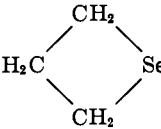
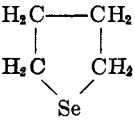
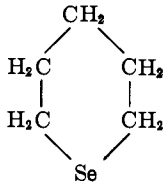
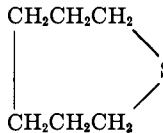
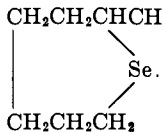
COMPOUND	REFERENCES		
	Se	SeCl ₂	SeBr ₂
 (CH ₃) ₂ N  N(CH ₃) ₂	(22, 23, 24)		
(and related compounds)			
 H ₂ C — Se — CH ₂ H ₂ C — Se — CH ₂	(148a)		(148a)
 Se Se	(337)		
 Se Se	(337)		
 Se Se	(236)		
 H ₂ H ₂ H ₂ Se	(168)	(168)	(168)
 CH ₂ — Se H ₂ C — CH ₂	(260)		
 H ₂ C — CH ₂ H ₂ C — CH ₂ Se	(155a, 355)	(155a)	(155a)

TABLE 12—Continued

COMPOUND	REFERENCES		
	Se	SeCl ₂	SeBr ₂
	(155a, 355)	(155a)	(155a)
	(261)	(261)	(261)
	(261)	(261)	(261)

Miscellaneous selenides: heterocycles containing selenium together with nitrogen, sulfur, or oxygen in the same ring

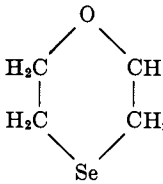
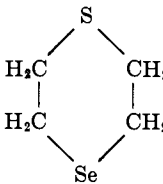
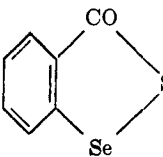
COMPOUND	REFERENCES		
	Se	SeCl ₂	SeBr ₂
	(145)		
	(146)		
	(222)		

TABLE 12—Continued

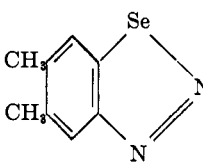
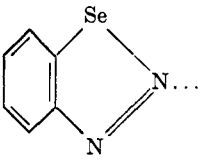
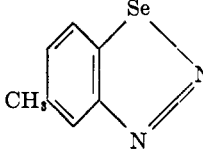
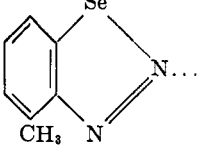
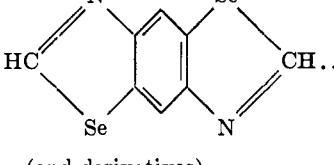
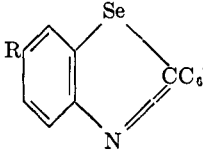
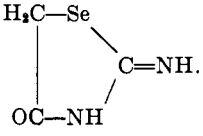
COMPOUND	REFERENCES		
	Se	SeCl ₄	SeBr ₄
	(190)		
	(187)		
	(187)		
	(187)		
 (and derivatives)	(51)		
 (R = H, NO ₂ , NH ₂ , CN, or COOH)	(27, 49, 142)		
	(167)		

TABLE 12—Continued

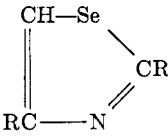
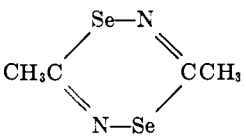
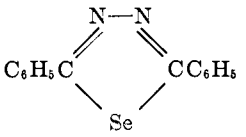
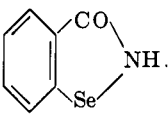
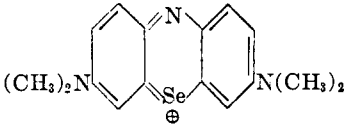
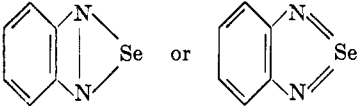
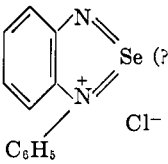
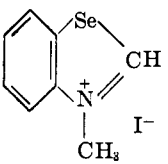
COMPOUND	REFERENCES		
	Se	SeCl ₄	SeBr ₄
 (R = alkyl, aryl, H, NH ₂ , etc.)	(167)		
	(167)		
	(328)		
	(222)		
	(182, 196)		
 and analogs	(25, 161, 162, 163, 164, 165, 166, 306)		
 Cl ⁻	(25)		
 I ⁻	(84, 85)		

TABLE 12—Continued

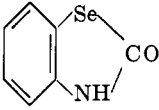

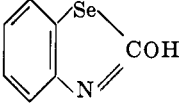
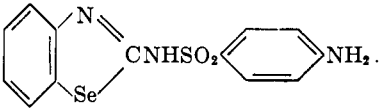
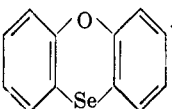
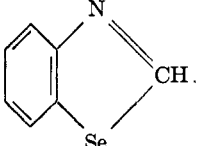
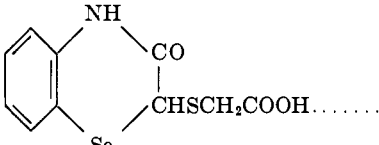
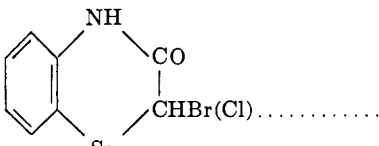
COMPOUND	REFERENCES		
	Se	SeCl ₂	SeBr ₂
  	(100)		
	(153)		
	(105, 353)		
	(91, 92)		(92)
	(33)		
	(33)		

TABLE 12—Continued

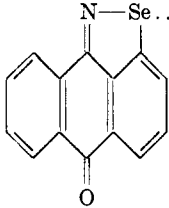
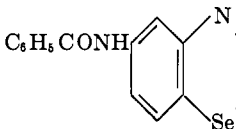
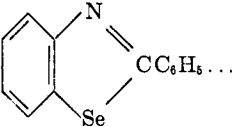
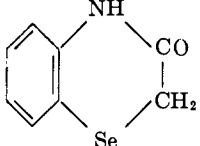
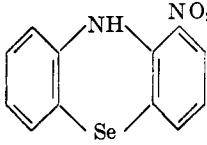
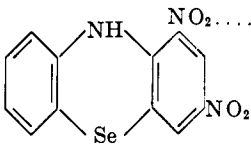
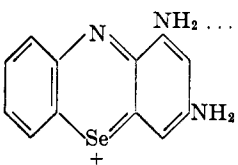
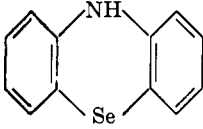
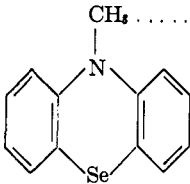
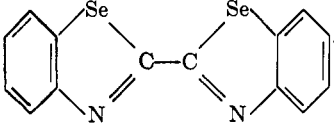
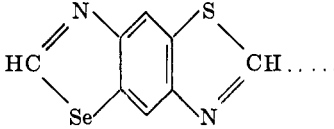
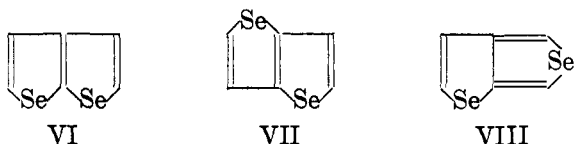
COMPOUND	REFERENCES		
	Se	SeCl ₂	SeBr ₂
	(32)		
	(142)		
	(26, 142)		
	(33, 36)	(33)	(33)
	(27)		
	(27)		
	(27)		

TABLE 12—*Concluded*

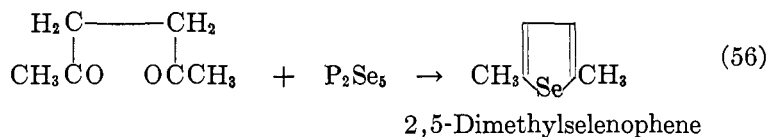
COMPOUND	REFERENCES		
	Se	SeCl ₂	SeBr ₄
	(90)		
	(90)		
	(52)		
 and derivatives	(51)		

The reaction of acetylene and selenium leads to other products as well; thus,



the isomeric isoselenonaphthenes (VI, VII, VIII) have been isolated (342), as well as higher unidentified fractions.

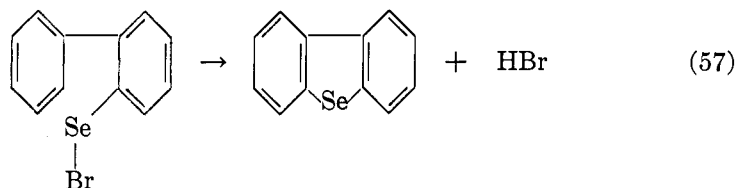
The condensation between 1,4-dicarbonyl compounds and phosphorus pentaselenide readily gives substituted selenophenes. Thus, acetylacetone gives 2,5-dimethylselenophene (47, 278, 357).



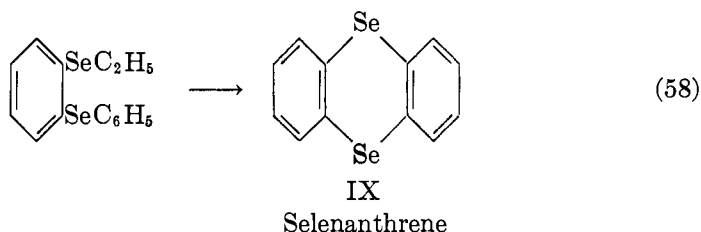
The Hinsberg reaction between $\text{Se}(\text{CH}_2\text{COOCH}_3)_2$ and benzil in methanol in the presence of sodium gives a mixture of 3,4-diphenylselenophene-2,5-di-

carboxylic acid and 3,4-diphenyl-2-carboxyselenophene, either of which may be decarboxylated to 3,4-diphenylselenophene (8).

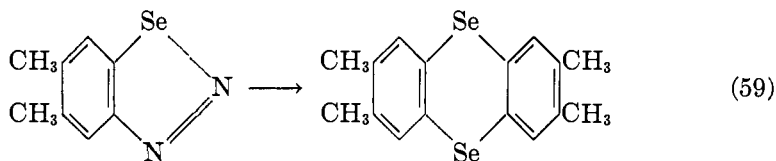
Dibenzoselenophene has been prepared in a variety of ways, most of which give unsatisfactory yields. A recent paper (233a) describes a simple method of synthesis, based on previous work of Behagel and Hoffman (29), wherein *o*-biphenylselenium bromide is cyclized quantitatively to dibenzoselenophene.



Selenanthrene (IX) and its analogs have been obtained in low yield from phenylselenium chloride and phosphorus pentoxide in chloroform (187), from diphenylene sulfone and selenium (125), and in better yields by refluxing *o*-(selenoethyl) diphenyl selenide with zinc and acetic acid (190),



also by heating a selenoazo compound (189).



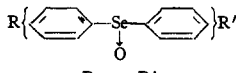
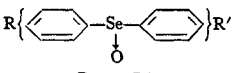
It is beyond the scope of this review to discuss the multitudinous syntheses which lead to heterocycles containing selenium and another element, usually nitrogen. It is sufficient to say that the selenium analogs of most of the sulfur heterocycles have been prepared, by much the same reactions. A partial tabulation of these heterocycles will be found in the last section of table 12; the reader is referred to the references quoted there for additional information.

H. Selenoxides and selenones (see table 13)

Selenoxides and selenones are commonly prepared by the oxidation of sele-



TABLE 13
Selenoxides and selenones

 R AND R'	REFERENCES	 R AND R'	REFERENCES
H.....	(93, 108, 113, 116, 177, 205, 298, 299, 300)	4,4'-(NHCOCH ₃) ₂	(18)
4-CH ₃	(143)	4,4'-(CH ₃ O) ₂	(2, 17, 144)
4,4'-(CH ₃) ₂	(113, 340, 356)	4,4'-(C ₂ H ₅ O) ₂	(2, 113, 144)
2,2'-(CH ₃) ₂	(340)	4,4'-(C ₆ H ₇ O) ₂	(2)
2,4'-(CH ₃) ₂	(30)	4,4'-(C ₆ H ₉ O) ₂	(2)
4,3',4'-(CH ₃) ₃	(30)	4,4'-(C ₆ H ₅ O) ₂	(2)
4-CH ₃ -4'-C ₆ H ₅	(30)	4,4'-(CH ₃ O) ₂ -3-Br.....	(2)
4-C ₆ H ₅	(30)	4,4'-(CH ₃ O) ₂ -3-CH ₃	(2)
2,2'-(C ₆ H ₅) ₂	(30)	4,4'-(HOCH ₂ CH ₂ O) ₂	(18)
2-NO ₂	(30)	4,4'-(HOCH ₂ CH ₂ CH ₂ O) ₂	(18)
4,4'-(NO ₂) ₂	(242)	4,4'-(CH ₂ CHOHCH ₂ O) ₂	(18)
4-NH ₂	(144)	4,4'-(HOCCCH ₂ O) ₂	(335)
4-NHCOCH ₃	(144)	4-COOH.....	(143)
		4,4'-(COOH) ₂	(101)

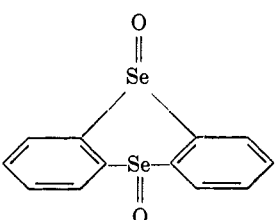
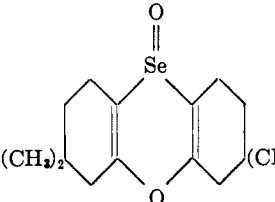
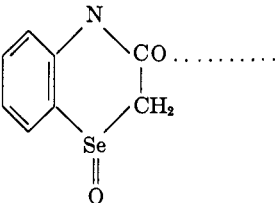
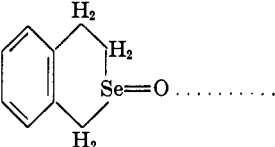
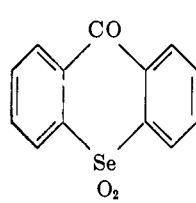
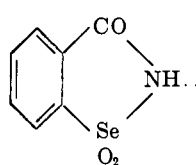
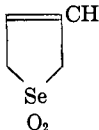
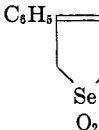
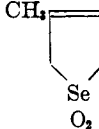
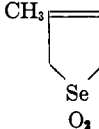
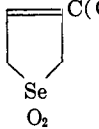
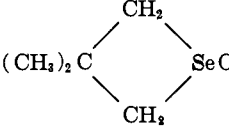
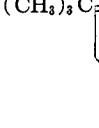
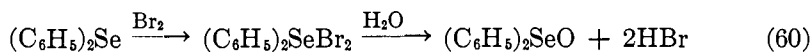
COMPOUND	REFERENCES	COMPOUND	REFERENCES
(CH ₃) ₂ Se=O.....	(44)		(204)
(Cl ₂ C=CH) ₂ Se=O.....	(64)		(325)
(ClCH ₂ CH ₂) ₂ Se=O.....	(317)		(33)
(HOCH ₂ CH ₂) ₂ Se=O.....	(317)		(168)
(BrCH ₂ CH ₂) ₂ Se=O.....	(317)		
(CHCl ₂ CH ₂) ₂ Se=O.....	(64)		
(C ₆ H ₅) ₂ SeO ₂	(202, 298, 299, 300)		
(1-C ₁₀ H ₇) ₂ SeO ₂	(225)		
(2-C ₁₀ H ₇) ₂ SeO ₂	(225)		
(4-HOCC ₆ H ₄) ₂ SeO ₂	(103)		
	(103)		
	(219)		
C ₆ H ₅ Se(=O)CH ₃	(108, 113, 116)		
4-BrC ₆ H ₄ Se(=O)C ₂ H ₅	(113)		
4-HOCC ₆ H ₄ Se(=O)CH ₃	(143)		
(1-C ₁₀ H ₇) ₂ Se=O.....	(225)		
(2-C ₁₀ H ₇) ₂ Se=O.....	(225)		
(C ₆ H ₅ CH ₂) ₂ Se=O.....	(330)		

TABLE 13—*Concluded*
Selenoxides or selenium dihydroxides

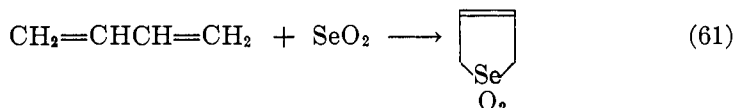
COMPOUND	REFER- ENCES	COMPOUND	REFER- ENCES
	(9)		(9)
	(9)		(9)
	(9)		(10)
	(9)		

nides. Thus, a selenide may be converted to a dihalide, which is treated with aqueous alkali, preferably bicarbonate, to give the selenoxide (2, 18, 30, 233):



Other oxidizing agents may be used, such as 30 per cent hydrogen peroxide (233, 300) and peracetic acid (233a).

Selenones are generally prepared by the use of more powerful oxidizing agents, such as potassium permanganate. For example, diphenyl selenone may be prepared from diphenylselenium by heating with alkaline permanganate (103, 202, 225). Certain cyclic selenones may be prepared from conjugated dienes and selenium dioxide (9):



I. Selenonium salts (see table 14)

Selenium forms a well-defined series of -onium compounds, $\text{RR}'\text{R}''\text{Se}^+ \text{A}^-$, which may be prepared by the conventional methods used to produce ammonium and sulfonium salts from the corresponding bases. For example, phenyl methyl

TABLE 14
Selenium salts
RR'R''Se⁺ X⁻

R	R'	R''	REFERENCES
CH ₃	CH ₃	CH ₃	(109, 172)
C ₆ H ₅	C ₆ H ₅	C ₆ H ₅	(109, 215)
4-CH ₃ C ₆ H ₄	C ₆ H ₅	C ₆ H ₅	(95, 216)
3-CH ₃ C ₆ H ₄	C ₆ H ₅	C ₆ H ₅	(216)
C ₆ H ₅ CH ₂	C ₆ H ₅	C ₆ H ₅	(142)
4-HOC ₆ H ₄	C ₆ H ₅	C ₆ H ₅	(257)
2,4-(HO) ₂ C ₆ H ₃	C ₆ H ₅	C ₆ H ₅	(257)
4-CH ₃ OC ₆ H ₄	C ₆ H ₅	C ₆ H ₅	(160, 257)
4-C ₂ H ₅ OC ₆ H ₄	C ₆ H ₅	C ₆ H ₅	(160)
4-HO-3-BrC ₆ H ₃	C ₆ H ₅	C ₆ H ₅	(257)
4-HO-3-CH ₃ C ₆ H ₃	C ₆ H ₅	C ₆ H ₅	(257)
5-CH ₃ -4-Br-2-HOC ₆ H ₂	C ₆ H ₅	C ₆ H ₅	(257)
3,5-Br ₂ -4-HOC ₆ H ₂	C ₆ H ₅	C ₆ H ₅	(257)
4-O ₂ NC ₆ H ₄	CH ₃	CH ₃	(16)
3-O ₂ NC ₆ H ₄	CH ₃	CH ₃	(16)
2-O ₂ NC ₆ H ₄	CH ₃	CH ₃	(16)
C ₆ H ₅ CH ₂	CH ₃	CH ₃	(16)
C ₆ H ₅	CH ₃	CH ₂ COOH	(108)
4-CH ₃ C ₆ H ₄	CH ₃	CH ₂ COOH	(108)

Selenium salts

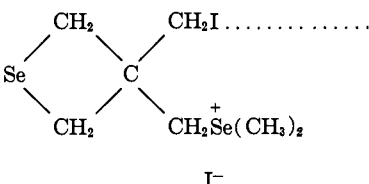
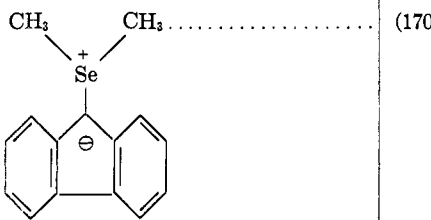
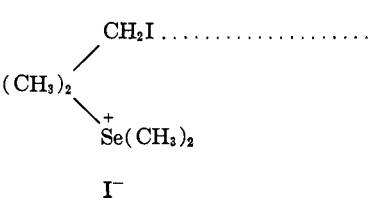
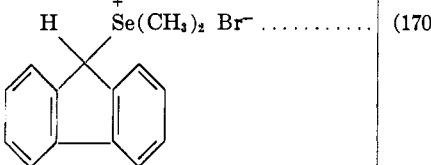
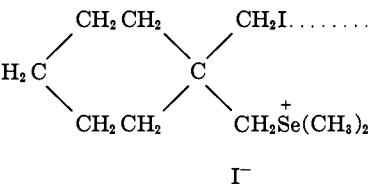
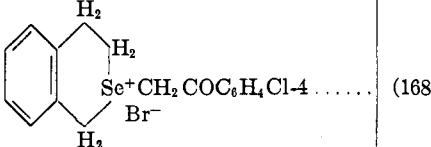
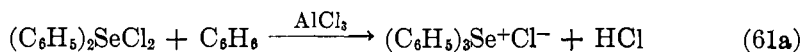
COMPOUND	REFERENCES	COMPOUND	REFERENCES
	(15)		(170)
	(15)		(170)
	(15)	<p>[(C₆H₅CH₂)₃Se]⁺ NO₃⁻..... (142)</p> <p>(4-CH₃OC₆H₄)₃Se⁺ Cl⁻..... (160)</p> <p>(4-C₂H₅OC₆H₄)₃Se⁺ Cl⁻..... (160)</p> <p>(4-HOC₆H₄)₃Se⁺ Cl⁻..... (257)</p> <p>(and derivatives)</p> 	(168)

TABLE 14—Concluded
 Miscellaneous selenonium salts

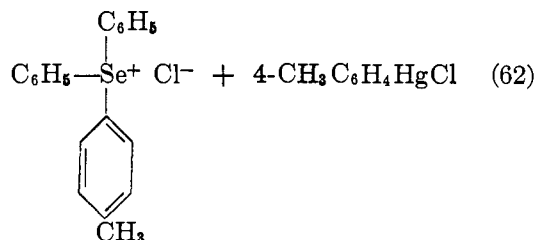
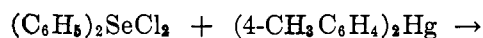
COMPOUND	REFER- ENCE	COMPOUND	REFER- ENCE
$ \begin{array}{c} \text{H}_2\text{C} \text{---} \text{CH}_2 \text{.....} \\ \quad \\ \text{H}_2\text{C} \quad \text{CH}_2 \\ \quad \\ \text{Se}^+ \quad \text{Br}^- \\ \\ (\text{CH}_2)_4 \\ \\ \text{Se}^+ \quad \text{Br}^- \\ \quad \\ \text{H}_2\text{C} \quad \text{CH}_2 \\ \quad \\ \text{H}_2\text{C} \text{---} \text{CH}_2 \end{array} $	(155a)	$ \begin{array}{c} \text{CH}_2 \\ \quad \\ \text{H}_2\text{C} \quad \text{CH}_2 \text{.....} \\ \quad \\ \text{H}_2\text{C} \quad \text{CH}_2 \\ \quad \\ \text{Se}^+ \\ \quad \\ \text{CH}_3 \quad \text{I}^- \end{array} $	(155a)
		$ \begin{array}{c} \text{H}_2\text{C} \text{---} \text{CH}_2 \text{.....} \\ \quad \\ \text{H}_2\text{C} \quad \text{CH}_2 \\ \quad \\ \text{Se}^+ \\ \quad \\ \text{H}_2\text{C} \quad \text{CH}_2 \\ \quad \\ \text{H}_2\text{C} \text{---} \text{CH}_2 \end{array} $	(155a)
		$ \begin{array}{c} \text{CH}_3 \\ \\ \text{Se}^+ \\ \quad \\ \text{H}_2\text{C} \quad \text{CH}_2 \\ \quad \\ \text{H}_2\text{C} \text{---} \text{CH}_2 \end{array} $	(155a)

selenide reacts with methyl iodide or methyl sulfate to give phenyldimethylselenonium iodide or sulfate (16, 108, 170). Other less common methods which lead to selenonium salts include the reaction of a selenide dichloride and an aromatic hydrocarbon in the presence of aluminum chloride (215). Thus, triphenylselenonium chloride may be prepared from diphenylselenium dichloride and benzene (216).

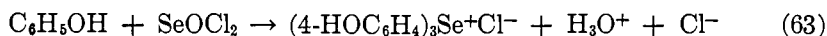


This method is straightforward and gives good yields of product.

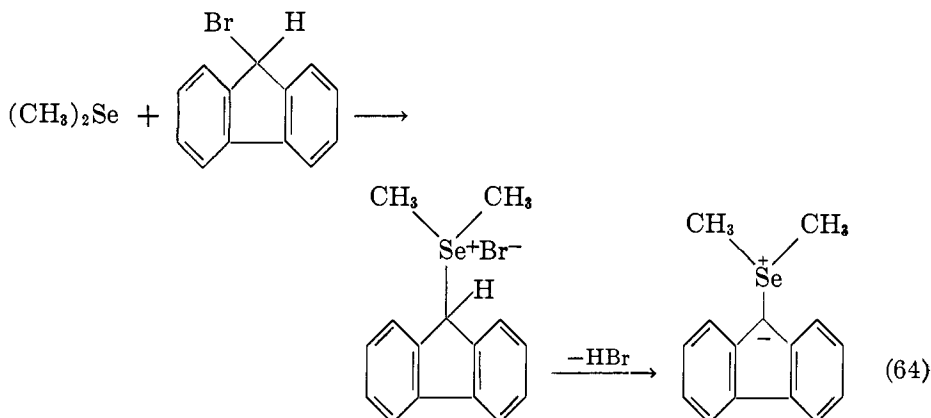
Selenide dihalides also react with diarylmercury compounds to give selenonium salts. This reaction is particularly useful for small batches of product, since the yield is excellent and the product easily recovered (212, 216):



Finally, phenols and other very reactive molecules give selenonium salts with selenium oxychloride (257). This reaction, however, in other cases leads to

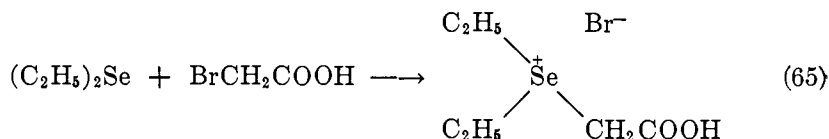


other products; see, for example, Section IV, E. An interesting selenonium salt has been prepared by Hughes and Kuriyan (170). They allowed dimethyl selenide to react with 9-bromofluorene to give dimethylfluorenylselenonium bromide, which then gave, on loss of hydrogen bromide, the compound dimethylselenoniumfluorenylidide, a black precipitate, soluble in organic solvents to give a purple solution.

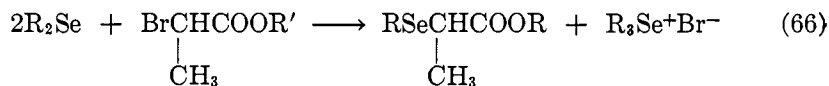


A number of optically active selenonium salts have been prepared (*vide infra*). Some examples are $\text{RR}'\text{Se}^+\text{CH}_2\text{COOH Br}^-$.

It is interesting to note that while Carrara (75) was able to react diethyl selenide and bromoacetic acid to give the corresponding selenonium salt,



Biilman and Jensen (41) found an anomalous reaction between R_2Se and alkyl α -bromopropionate:



J. Selenocarbonyl compounds (see table 15)


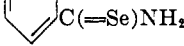
The selenocarbonyls (RCSeR') have been prepared by treatment of aldehydes and ketones with hydrogen selenide in the presence of concentrated hydrochloric acid (311) or alcoholic hydrogen chloride (343). The products are vile-smelling compounds, which are probably not monomeric (57). Selenobenzaldehyde exists in three modifications, α , β , and γ (343). Selenoketals may be prepared by the action of a selenomercaptan with a carbonyl compound in the presence of hydrochloric acid (313). Oxidation of the ketals fails to give products analogous to the sulfone ketals of the sulfur series.

The preparation of selenobenzoic acid has been reported (255) from the reac-

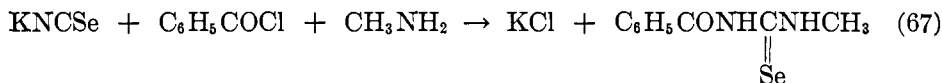
tion of BrMgSeH and benzoyl chloride. The acid so obtained was unstable to prolonged heating in water, but was more stable than the corresponding thio analog.

Carbon diselenide may be prepared in 50 per cent yield from hydrogen selenide and carbon tetrachloride at 500°C . (297). It has a melting point of 45.5°C . and boils without decomposition at 124°C . (760 mm.). Treatment of carbon diselenide with alcohol in the presence of alkali leads to the formation of sodium selenoxanthogenate in fair yield. Carbon diselenide is apparently polymerized by ammonia to low-molecular-weight substances which do not, however, contain nitrogen.

TABLE 15
Selenocarbonyl compounds

COMPOUND	REFER- ENCES	COMPOUND	REFER- ENCES
$(2\text{-C}_{10}\text{H}_7)_2\text{Se}\rightarrow\text{Se}$	(225)	$\text{C}_6\text{H}_5\text{CH}_2\text{C}(=\text{Se})\text{NH}_2$	(197a)
$\text{HC}(=\text{Se})\text{H}$	(343)	$\text{CH}_3\text{C}(=\text{Se})\text{NH}_2$	(197a)
$\text{CH}_3\text{C}(=\text{Se})\text{H}$	(343)		
$\text{C}_6\text{H}_5\text{C}(=\text{Se})\text{H}$	(343)		
(α , β , and γ forms)			
$\text{C}_6\text{H}_5\text{C}(=\text{Se})\text{NH}_2$	(199)	 NH_2	(49)
$\text{C}_6\text{H}_5\text{COSeH}$	(224)	 $\text{C}(=\text{Se})\text{NH}_2$	
$\text{RCONHC}(=\text{Se})\text{NHR}'$	(109)		
$\text{C}_6\text{H}_5\text{NHC}(=\text{Se})\text{CONHC}_6\text{H}_5$	(136)		

The selenoureas have been prepared by several methods. Hydrogen selenide may be added to substituted cyanamides to give selenoureas (5), while the reaction of hydrogen selenide and dicyanamide in the presence of strong hydrochloric acid gives selenourea itself. Unsymmetrical aroylalkylselenoureas have been prepared by the reaction of an aroyl acid chloride, potassium selenocyanate, and an aliphatic or aromatic amine (104).



Symmetrical selenoureas may be made by the reaction of amines with carbon diselenide (297).

V. PHYSICAL PROPERTIES OF ORGANOSELENIUM COMPOUNDS

Table 16 contains a compilation of data on the physical properties of the selenium compounds considered above. The comments are necessarily of a general nature; where feasible, exceptions have been noted, though by no means have all exceptions been considered.

The properties listed are for pure compounds. This should be borne in mind especially with regard to odor. Impure samples of compounds listed as odorless may have atrocious odors.

TABLE 16
 Properties of organoselenium compounds

TYPE OF COMPOUND	PHYSICAL STATE (AT ROOM TEMPERATURE)	COLOR	ODOR	SOLUBILITY	REMARKS					
Selenocyanates: Aliphatic.....	Liquid	Colorless	Vile	Soluble in all organic solvents; immiscible with water	Usually yellow because of diselenide contaminant					
Aromatic.....	Crystalline solids, except phenyl	Colorless	Bad	Soluble in all organic solvents; immiscible with water	Any yellow or orange color due to diselenide					
Selenols: Aliphatic.....	Liquid	Colorless	Vile	Soluble in all organic solvents and in aqueous alkali	Usually yellow, owing to impurity of diselenide					
Aromatic.....	Crystalline solids	Colorless	Vile							
Diselenides: Aliphatic.....	Liquid	Bright yellow	Bad	Soluble in all organic media; insoluble in water	Diselenide linkage is a characteristic yellow chromophore					
Aromatic.....	Crystalline solids	Bright yellow	Slight; not necessarily bad							
Selenium acids: —SeOH..... —SeO ₂ H..... —SeO ₃ H.....	Crystalline solids	Colorless	None	Soluble in polar organic media, water, and alkali	Selenonic acids are strong acids and strong reducing agents; seleninic acids are stable and of moderate strength; selenenic acids are weak and unstable					
Selenide hslides (aliphatic and aromatic): Mono-Cl Tri-Cl						Solids	Colorless to pale yellow	Odor of the halogen	Soluble in organic media; hydrolyzed by water	Easily hydrolyzed, the chlorine derivative more rapidly than the bromine
Mono-Br Tri-Br										
Selenocarbonyl derivatives.....	Usually solids	Yellow to orange	Usually vile	Soluble in organic media	C=Se is a yellow chromophore					
Selenides, R ₂ Se: Aliphatic.....	Liquids	Colorless	Bad	Soluble in all organic media; insoluble in water	Colors due to impurities					
Aromatic.....	Crystalline solids, except the phenyl and <i>o</i> -tolyl derivatives, which are liquids	Colorless	No odor or a slight <i>pleasant</i> odor, such as that of diphenyl ether	Soluble in all organic media; insoluble in water	Colors due to impurities					

TABLE 16—*Concluded*

TYPE OF COMPOUND	PHYSICAL STATE (AT ROOM TEMPERATURE)	COLOR	ODOR	SOLUBILITY	REMARKS
Selenide dibromides.	Crystalline solids	Light orange to ruby red	Slight odor of halogen	Soluble in organic media, except strongly nonpolar ones, such as hex- ane; hydrolyzed by water	Partially dis- sociated in solution to bromine and selenide; aliphatic derivatives are unstable
Selenide dichlorides.	Crystalline solids	Colorless to lemon yellow	Slight odor of halogen	Soluble in organic media except strongly nonpolar alkanes, such as hexane; hydro- lyzed by water	Partially dissoci- ated in solutions
Selenoxides.....	Crystalline solids	Colorless	None	Soluble in organic media; partially soluble in water	Very soluble in benzene
Selenones.....	Crystalline or a- morphous solids; high melting	Colorless	None	Solubility is slight; usually may be recrystallized from acetic acid	
Selenium salts....	Crystalline solids	Colorless	None	Soluble in polar organic media and in water	

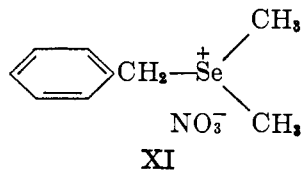
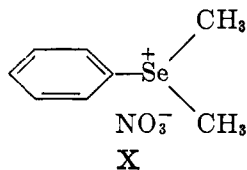
VI. CERTAIN ASPECTS OF THE CHEMISTRY OF ORGANOSELENIUM COMPOUNDS OF
INTEREST TO THEORETICAL CHEMISTRY

A. Orientation effects

No thorough study has been made of the orienting influences of a selenium atom attached to an aromatic ring. The nitration of diphenylselenium gives *m*-nitrodiphenyl selenoxide (86). This reaction appears to take place in two steps; the first step consists of oxidation to a selenoxide, which is then nitrated. As the dipole of the Se—O group is directed strongly away from the benzene ring, meta orientation predominates, as it does in the case of nitro or carbonyl groups.

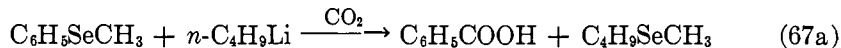
On the other hand, phenyl selenocyanate is converted smoothly to the *p*-nitro compound without intermediate oxidation (57).

Nitration of phenyldimethylselenonium nitrate (X) gives 100 per cent meta nitration, while nitration of benzyldimethylselenonium nitrate (XI) gives 16 per cent meta and 84 per cent ortho-para derivatives.



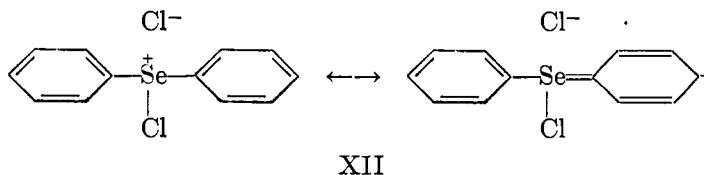
Halogenation of diphenylselenium, brought about by heating a diphenylselenium dihalide above its melting point, gives predominantly para substitution (30).

Attempts to metalate methyl phenyl selenide with butyllithium gave, after carbonation, benzoic acid and butyl methyl selenide (266a).



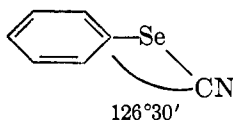
B. Electric moments

The electric moments of selenium derivatives have been covered in several papers (77, 176, 177, 303, 318, 319). Smyth, Grossman, and Ginsburg (318) have measured the electric moments of diphenylselenium dichloride (3.47 D in benzene) and selenium tetrachloride (2.54 D in benzene). Since the latter compound has a finite moment, it cannot be tetrahedral (sp^3 bonds) or square (sp^2d bonds). They have suggested that the tetravalent selenium compounds form a trigonal bipyramid; additional evidence for this type of structure has been shown quite clearly in a series of crystal structure studies by McCullough and Hamburger (237, 238). Smyth, Grossman, and Ginsburg also attributed considerable ionic character to the selenide halides, to account for the high moment observed. Thus they consider structures such as XII, stabilized by resonance, to contribute to the overall structure:



Similar arguments have been put forward by Jensen (176), who found the moment of diphenylselenium dichloride to be 3.21 D, while that of diphenylselenium dibromide was found to be 3.40 D. Smyth, Lewis, Grossman, and Jennings (319) have measured the moments of selenium oxychloride (2.62 D) and selenium dichloride (Se_2Cl_2 , 2.1 D). Diphenyl selenoxide has a dipole moment of 4.44 (177). The magnitude of this moment has been interpreted by Phillips, Hunter, and Sutton (283) to indicate that the selenium-oxygen bond is semi-polar.

Rogers and Campbell (73, 303) have measured the electric moments of a number of selenium compounds, which are listed in table 17. From these data, it was concluded that the C—Se—C angle in selenides is about 115° , while the C—Se—Se bond angle in diselenides is 110° . The selenocyanate group in aromatic compounds was calculated to make an angle of $126^\circ 30'$ with the axis of the benzene ring, if free rotation around the bond between the selenium atom and the aromatic ring was assumed.




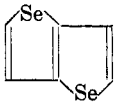
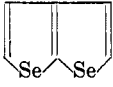
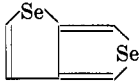
The dipole moments of selenophene (336) and some higher ring systems have been measured. The data are given in table 18.

TABLE 17
Molar refractions, molar polarizations, and dipole moments

SUBSTANCE	MR_D	P_{∞}^{AT} 25°C.	μ <i>Debyes</i>
Diphenyl diselenide.	75.7	133	1.67
Di- <i>p</i> -tolyl diselenide.	84.7	192	2.29
Dibenzyl diselenide.	84.7*	133	1.54
Di- <i>p</i> -bromophenyl diselenide.	91.8	102	0.70
Di- <i>p</i> -tolyl selenide.	72.6	140	1.81
Di- <i>p</i> -chlorophenyl selenide.	72.6*	84.7	0.77
Benzyl selenocyanate.	47.3	372	3.98
<i>p</i> -Tolyl selenocyanate.	47.8*	434	4.35
<i>p</i> -Chlorophenyl selenocyanate.	48.5	269	3.28
<i>p</i> -Aminophenyl thiocyanate.	47.0	592	5.16
<i>p</i> -Dimethylaminophenyl thiocyanate.	54.0	720	5.70
<i>p</i> -Nitrophenyl thiocyanate.	46.0	243	3.10
<i>p</i> -Aminophenyl selenocyanate.	43.0	600	5.22
<i>p</i> -Dimethylaminophenyl selenocyanate.	57.0	708	5.64
<i>p</i> -Methoxyphenyl selenocyanate.	48.1	450	4.42
<i>p</i> -Nitrophenyl selenocyanate.	50.5	312	3.58
<i>p</i> -Selenocyanophenyl thiocyanate.	55.4	385	4.02

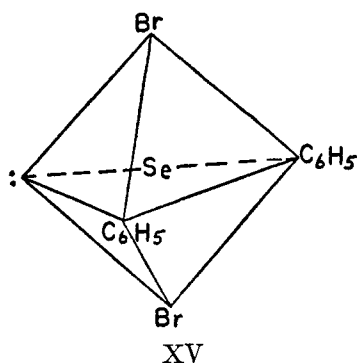
* Estimated from the empirical constants of Eisenlohr (*Z. physik. Chem.* **75**, 585 (1910)), along with the value 12.6 for selenium and 26.21 for benzene. The value for selenium is an average calculated from molar refractions of aromatic selenium compounds. Tschugaeff (339) gives the following atomic refractions: for RSeH, 10.78; for RSeR, 10.91; for R₂Se₂, 11.94.

TABLE 18
The electric moments of selenophene and some related compounds

COMPOUND	MOMENT <i>Debyes</i>	COMPOUND	MOMENT <i>Debyes</i>
	0.78		0.0
	1.52		1.07

C. Studies of the crystalline state

Mixed crystal studies (298, 299, 300) have been carried out on a large number of pairs of sulfur and selenium compounds. The data have been interpreted by Rheinboldt and Giesbriht to indicate that the steric configurations of sulfones, sulfoxides, selenones, and selenoxides are all essentially the same. This should



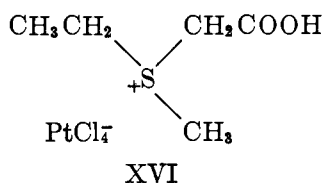
To attain this configuration, it should be noted, selenium must expand its outer shell to contain ten electrons.

The structure of triphenylselenonium chloride has been partially elucidated (238a). The configuration of the phenyl groups has not been determined, but the experimental value of 3.60 Å. for the selenium-chlorine bond distance indicates clearly that this bond is ionic.

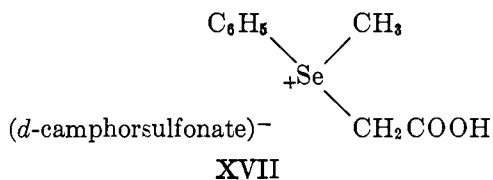
D. Optical activity of organoselenium compounds

The theory of optical activity requires the existence of a center of asymmetry. Usually, one thinks of the tetrahedral carbon atom with four unlike groups as such an asymmetric center. This familiar concept can be extended to other elements, such as nitrogen, sulfur, arsenic, etc. In particular, it is of interest to consider the selenium atom as a center of asymmetry.

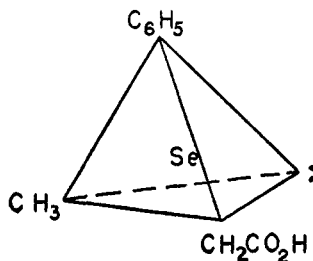
As early as 1899, Pope and Peachey (291) were able to resolve methylethylthetine platinchloride (XVI) into optically active forms. In 1902 Pope and Neville



(290) separated phenylmethylselenetine bromide (XVII) by means of its *d*-camphorsulfonate:

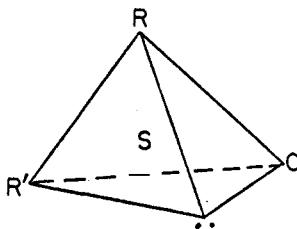


In the selenonium (and sulfonium) salts, the optical activity results from a configuration such as that shown in XVIII for the ion:



XVIII

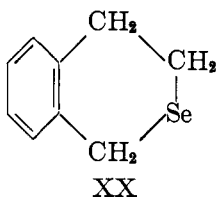
It has been shown by Harrison, Kenyon, and Phillips (157) that sulfoxides ($RR'S \rightarrow O$) also are resolvable, the fourth corner of the tetrahedron again being occupied by an unshared pair of electrons:



XIX

Thus, 4-methyl-4'-aminodiphenyl sulfoxide has $[\alpha]_{5461}^{25^\circ} = \pm 123^\circ$ in ethanol, and *m*-carboxyphenyl methyl sulfoxide has $[\alpha]_{5461}^{25^\circ} = \pm 135$ in the same solvent. In an attempt to extend this analogy to selenium, Gaythwaite, Kenyon, and Phillips (143, 144) prepared phenyl tolyl selenoxide and *p*-carboxyphenyl methyl selenoxide, which they were unable to separate into stereoisomers, using standard procedures which worked well with the sulfoxides.

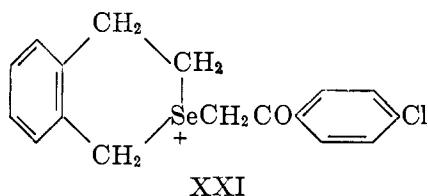
Thompson and Turner (338) have prepared some selenium-containing analogs of the suitably substituted optically active phenoxarsines, but were unable to resolve them, even though the molecules should be bent in the same manner and should exhibit similar properties. Holliman and Mann (168) have prepared



XX

Selenisochroman

selenoisochroman, but were unable to resolve its oxide; however, the selenonium salt with *p*-chlorophenacyl bromide was readily resolved with *d*-camphorsulfonic acid.



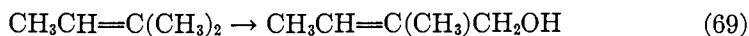
There appears to be no apparent reason why selenoxides cannot be resolved whereas sulfoxides can. Since the problem is of considerable interest from the theoretical point of view, some further attempts should be made to resolve selenoxides. One possibility has occurred to the present authors: namely, that the resolution of selenoxides may require strictly anhydrous conditions, as it appears likely that selenoxides may form relatively stable hydrates of the type $RR'Se(OH)_2$, while sulfoxides do not. This point could be checked relatively easily, by comparing the rate of exchange of O^{18} in analogous selenoxides and sulfoxides for O^{18} in solvents containing O^{18} -enriched water.

E. Oxidation by selenium dioxide

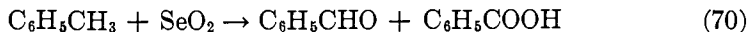
The use of selenium dioxide as an oxidizing agent has been reviewed recently by Waitkins and Clark (344a). This reagent is specific for certain types of structures. Thus, methylene groups alpha to a carbonyl are oxidized to carbonyl, so that the method offers probably the best synthetic route for many dicarbonyl compounds.



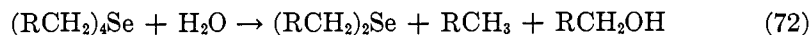
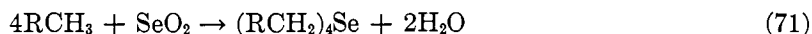
Similarly, methylene groups alpha to carbon-carbon double bonds are oxidized,



as is a methyl group activated by an aromatic ring (331a).



The mechanism of the reaction between selenium dioxide and an olefin has been examined by Guillemonat (154), who proposed the following sequence of changes:



This "mechanism" is completely unsatisfactory, since aside from the fact that it explains nothing, it requires intermediates and reactions of a completely unproven nature. Indeed, the overwhelming bulk of the evidence is against even the transient existence of tetraalkylselenium compounds and against the hydrolysis indicated in equation 73.

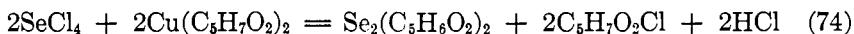
A more logical approach to the mechanism of this reaction has been made by Mel'nikov, Rokitskaya, and Cherkasova (244, 245). (For additional references see Waitkins and Clark (344a), who postulate an intermediate selenite ester.)

We should like to point out that the reaction between selenium dioxide and organic molecules is identical in its specificity to certain reactions such as bromination with *N*-bromosuccinimide and autoxidation with molecular oxygen, which are known to be free-radical reactions. It appears reasonable, then, to guess that selenium dioxide reacts with organic molecules by a free-radical mechanism; beyond that, it is difficult to postulate any sequence of reactions without considerable additional experimental data.

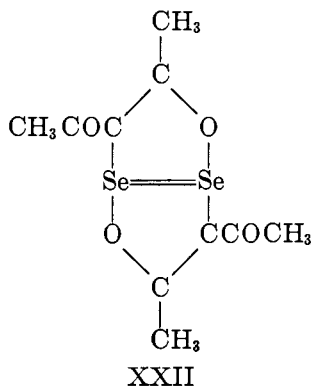
F. Reaction between β -diketones and selenium halides

Certain selenium halides react with copper salts of β -diketones by replacing copper to form a series of compounds with interesting proposed structures (139, 262, 264, 267a).

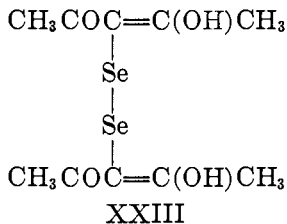
The reaction between selenium tetrachloride and copper acetylacetonate may be represented by the overall equation:



The diselenide is nonenolic. It has been represented as having the following structure:

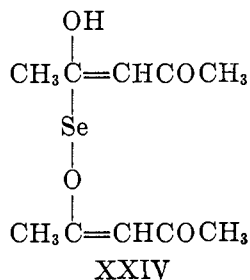


Treatment of this compound with hydriodic acid gives diselenium biacetylacetonate, to which the following structure has been assigned:

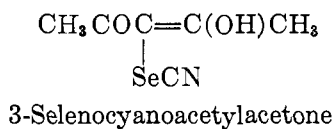


This product is enolic; it is produced also by allowing copper acetylacetonate and selenium chloride to react.

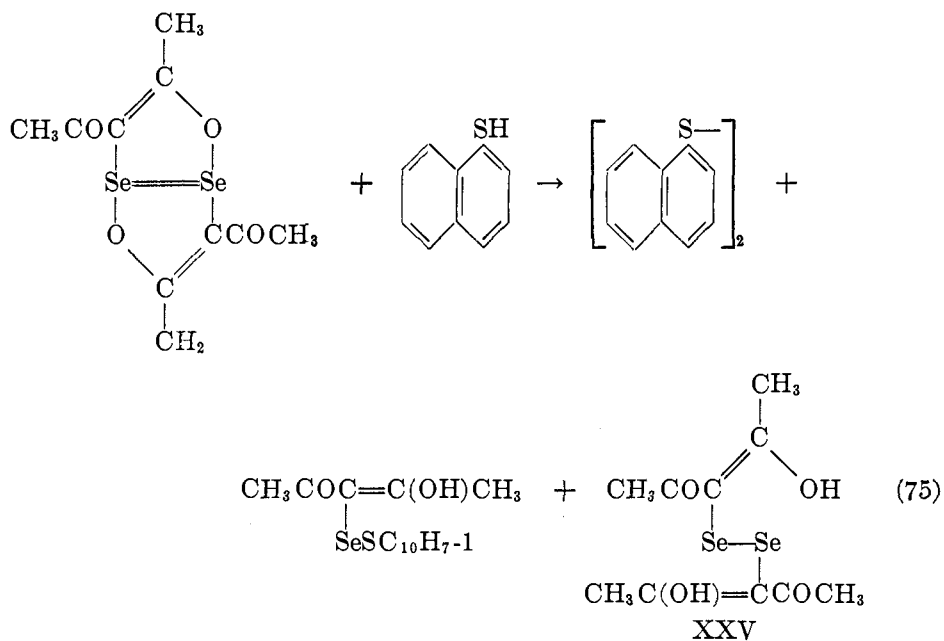
When selenium acetylacetonate is treated with acetylacetonate, selenium *O,C*-bisacetylacetonate is produced.



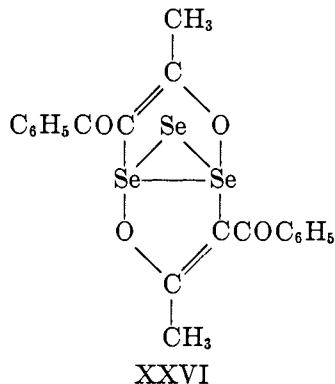
This reaction is reversed by heat or hydrolysis. Treatment of selenium acetylacetonate with hydrogen cyanide yields 2 moles of 3-selenocynoacetylacetonate:



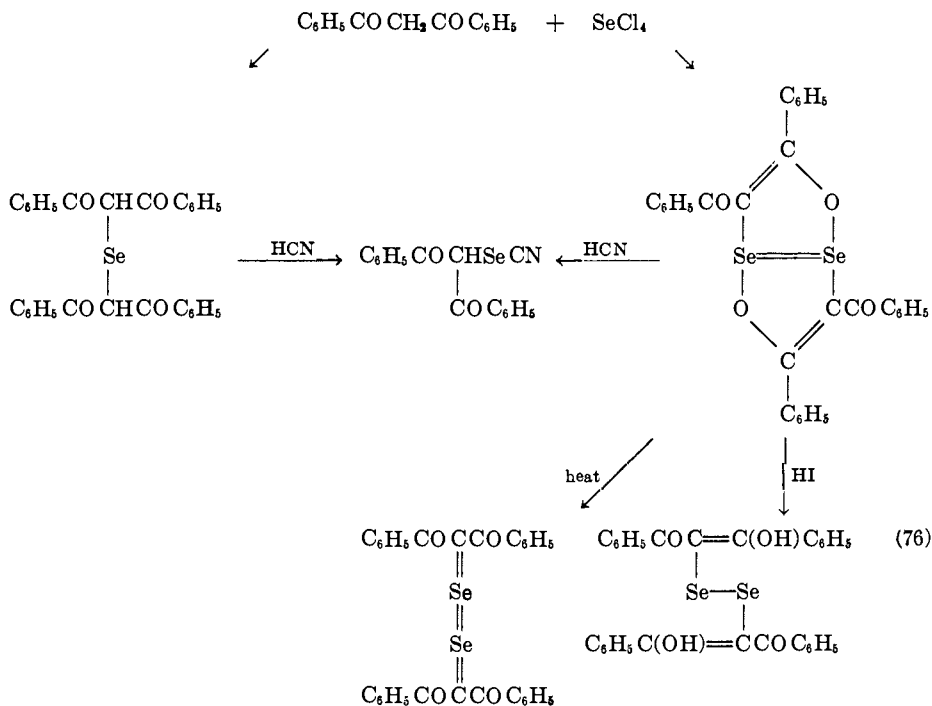
If selenium acetylacetonate and α -naphthyl mercaptan are allowed to react, three products are formed. The reaction has been represented as follows:



Copper benzoylacetone and selenium tetrachloride give a product similar to that from acetylacetone. In addition, a second compound can be isolated if an excess of selenium tetrachloride is used. This latter compound has the empirical formula $C_{10}H_8O_2Se_3$; the unusual and improbable structure below has been proposed for it:




Interaction of dibenzoylmethane and selenium tetrachloride leads essentially to the same results as those obtained with other β -diketones, with formation of one additional compound of different composition, $Se(C_{15}H_{11}O_2)_2$. The following schematic representation of the reactions of dibenzoylmethane and selenium tetrachloride, and of the relationship of the compounds in their subsequent reactions, has been proposed:



G. Miscellaneous considerations

(1) Dissociation of diarylselenium dihalides

Diarylselenium dibromides and dichlorides dissociate appreciably in solution (232, 232a, 235).



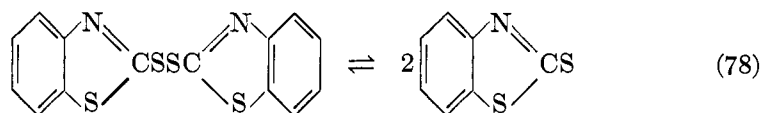
McCullough and Eckerson (235) and McCullough and Barsh (232a) have measured the extent of dissociation of a series of symmetrically and unsymmetrically ring-substituted diphenylselenium dihalides (table 19) and found that the data could be correlated by use of Hammett's rho-sigma treatment.

TABLE 19
Dissociation constants of diarylselenium dibromides

R	K (25°C.)	R	Log K
H.....	4.8×10^{-4}	4-CH ₃ O.....	-4.19
2,2'-Cl ₂	8.5×10^{-2}	4-CH ₃	-3.68
3,3'-Cl ₂	1.1×10^{-2}	3-CH ₃	-3.64
4,4'-Cl ₂	2.1×10^{-3}	4-CH ₃ -4'-Cl.....	-3.26
2,2'-(CH ₃) ₂	7.0×10^{-3}	4-Cl.....	-2.96
3,3'-(CH ₃) ₂	1.4×10^{-4}	3-Cl.....	-2.64
4,4'-(CH ₃) ₂	3.6×10^{-5}		
4,4'-F ₂	1.2×10^{-3}		
4,4'-Br ₂	2.8×10^{-3}		
4,4'-(CH ₃ O) ₂	2.7×10^{-5}		
4,4'-(C ₆ H ₅ O) ₂	1.1×10^{-4}		

(2) Dissociation of diselenides into free radicals

It has been shown by Schönberg, Rupp, and Gumlich (309) that solutions of diphenyl diselenide and various disulfides do not obey Beer's law and that they exhibit chemical characteristics which indicate that they are probably partially dissociated into free radicals. This has been confirmed recently by Cutforth and Selwood (98a), who determined magnetically the degree of dissociation of 2,2'-benzothiazyl disulfide at different temperatures (table 20). The



probability that diselenides exhibit similar characteristics is very great. Thus a simple experiment has been done (71) showing that temperature has an effect on the color of diselenides. A solution of diphenyl diselenide in xylene was divided equally among three colorimeter tubes. One was heated to boiling, one kept at room temperature, and one cooled to -80°C . A distinct loss of color occurred in the cold sample, and a distinct increase occurred in the heated sample; on regaining room temperature, the solutions in all three tubes were

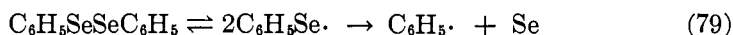
again the same color. This color change may be connected with dissociation of the molecule into free radicals.

Other reactions of diselenides which may be interpreted as reactions of a radical type include the halogenation to RSeBr, the facile reaction with mercury

TABLE 20
Degree of dissociation of 2,2'-benzothiazyl disulfide
Solvent, toluene; molality of disulfide, 0.0148

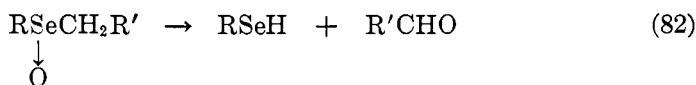
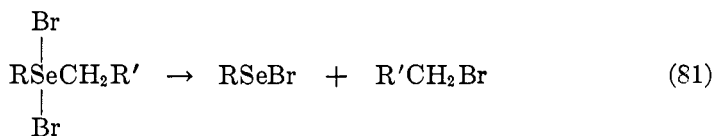
TEMPERATURE	α (DEGREE OF DISSOCIATION)	TEMPERATURE	α (DEGREE OF DISSOCIATION)
°C.		°C.	
25	(0.0)	125	0.151
100	0.032	150	0.350

and silver ions (133), and the thermal decomposition to R₂Se, which may take the following course:

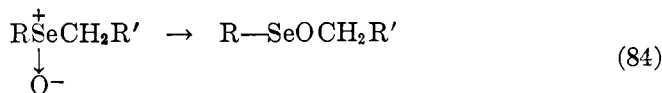
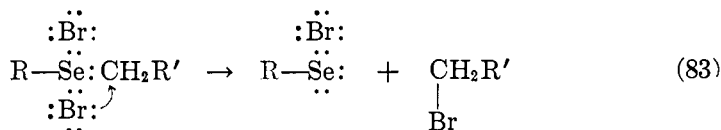


(3) Decomposition of alkyl selenide dihalides and alkyl selenoxides

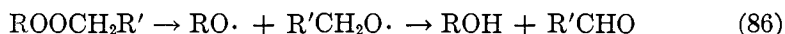
Compounds of this type derived from selenides containing the structural unit —SeCH₂— decompose readily (30, 108).



This reaction appears to require a transfer of an atom from selenium to the alpha carbon atom:



Reaction 85 is analogous to the formation of an alcohol and an aldehyde by the "disproportionation" of a peroxide.



A similar reaction occurs with alkylseleninic acids.

VI. REFERENCES

- (1) ALBER, H. K., AND HARAND, J.: *J. Franklin Inst.* **228**, 243 (1939).
- (2) ALQUIST, F. H., AND NELSON, R. E.: *J. Am. Chem. Soc.* **53**, 4033 (1931).
- (3) ANSCHUTZ, R., KALLEN, J., AND RIEPENKROGER, K.: *Ber.* **52**, 1860 (1919).
- (4) ANSCHUTZ, R., AND TEUTENBERG, F.: *Ber.* **57**, 1018 (1924).
- (5) BACKER, H. J., AND BOS, H.: *Rec. trav. chim.* **62**, 580 (1943).
- (6) BACKER, H. J., AND DE JONGE, J.: *Rec. trav. chim.* **60**, 495 (1941).
- (7) BACKER, H. J., AND HURENKAMP, J. B. G.: *Rec. trav. chim.* **61**, 802 (1942).
- (8) BACKER, H. J., AND STEVENS, W.: *Rec. trav. chim.* **59**, 423 (1940).
- (9) BACKER, H. J., AND STRATING, J.: *Rec. trav. chim.* **53**, 1113 (1934).
- (10) BACKER, H. J., AND STRATING, J.: *Rec. trav. chim.* **56**, 492 (1937).
- (11) BACKER, H. J., AND VAN DAM, W.: *Rec. trav. chim.* **48**, 1287 (1929).
- (12) BACKER, H. J., AND VAN DAM, W.: *Rec. trav. chim.* **49**, 479 (1930).
- (13) BACKER, H. J., AND VAN DAM, W.: *Rec. trav. chim.* **49**, 482 (1930).
- (14) BACKER, H. J., AND VAN DAM, W.: *Rec. trav. chim.* **54**, 531-8 (1935).
- (15) BACKER, H. J., AND WINTER, H. J.: *Rec. trav. chim.* **56**, 492 (1937).
- (16) BAKER, J. W., AND MOFFITT, W. G.: *J. Chem. Soc.* **1930**, 1722.
- (17) BALFE, M. P., AND PHILLIPS, H.: *J. Chem. Soc.* **1933**, 127.
- (18) BANKS, C. K., AND HAMILTON, C. S.: *J. Am. Chem. Soc.* **61**, 2306 (1939).
- (19) BANKS, C. K., AND HAMILTON, C. S.: *J. Am. Chem. Soc.* **62**, 1859 (1940).
- (20) BARONI, A.: *Atti accad. Lincei, Classe sci. fis. mat. e nat.* **11**, 579 (1930).
- (21) BARONI, A.: *Atti accad. Lincei* **26**, 460 (1937); *Chem. Abstracts* **32**, 7894 (1938).
- (22) BATTEGAY, M., AND HUGEL, G.: *Bull. soc. chim.* **27**, 557 (1920).
- (23) BATTEGAY, M., AND HUGEL, G.: *Bull. soc. chim.* **31**, 440 (1922).
- (24) BATTEGAY, M., AND HUGEL, G.: *Bull. soc. chim.* **33**, 1103 (1923).
- (25) BATTEGAY, M., AND VECHOT, J.: *Bull. soc. chim.* **37**, 1271 (1925).
- (26) BAUER, H.: *Ber.* **46**, 92 (1913).
- (27) BAUER, H.: *Ber.* **47**, 1873 (1914).
- (28) BAUSER, H. W., GIBSON, C. S., AND POPE, W. J.: *Trans. Chem. Soc.* **117**, 1453 (1920).
- (29) BEHAGEL, O., AND HOFFMAN, K.: *Ber.* **72B**, 582 (1939).
- (30) BEHAGEL, O., AND HOFFMAN, K.: *Ber.* **72B**, 697 (1939).
- (31) BEHAGEL, O., AND MÜLLER, W.: *Ber.* **67B**, 105 (1934).
- (32) BEHAGEL, O., AND MÜLLER, W.: *Ber.* **68**, 1540 (1935).
- (33) BEHAGEL, O., AND MÜLLER, W.: *Ber.* **68B**, 2164 (1935).
- (34) BEHAGEL, O., AND ROLLMAN, M.: *Ber.* **62B**, 2693 (1929).
- (35) BEHAGEL, O., AND ROLLMAN, M.: *Ber.* **62B**, 2696 (1929).
- (36) BEHAGEL, O., AND ROLLMAN, M.: *J. prakt. Chem.* **123**, 336 (1930).
- (37) BEHAGEL, O., AND SEIBERT, H.: *Ber.* **65**, 812 (1932).
- (38) BEHAGEL, O., AND SEIBERT, H.: *Ber.* **66**, 708 (1933).
- (39) BEHAGEL, O., AND SEIBERT, H.: *Ber.* **66**, 922 (1933).
- (40) BELL, H. G., AND GIBSON, C. S.: *J. Chem. Soc.* **1925**, 1877.
- (41) BILMANN, E., AND JENSEN, K. A.: *Bull. soc. chim.* [5] **3**, 2310 (1936).
- (42) BILLOWS, E.: *Chem. Zentr.* **1905**, I, 930.
- (43) BINZ, A., REINHART, F., AND WINTER, H.: *J. Am. Chem. Soc.* **62**, 7 (1940).
- (44) BIRD, M. L., AND CHALLENGER, F.: *J. Chem. Soc.* **1942**, 570.
- (45) BIRD, M. L., AND CHALLENGER, F.: *J. Chem. Soc.* **1942**, 574.
- (46) BLOUNT, B. K., AND ROBINSON, R.: *J. Chem. Soc.* **1932**, 2485.

- (47) BOGERT, M. T., AND ANDERSON, C. N.: *J. Am. Chem. Soc.* **48**, 223 (1926).
- (48) BOGERT, M. T., AND ANDERSON, C. N.: *Proc. Natl. Acad. Sci. U.S.* **11**, 217 (1928).
- (49) BOGERT, M. T., AND CHEN, Y.: *J. Am. Chem. Soc.* **44**, 2352 (1922).
- (50) BOGERT, M. T., AND HERRERA, P. P.: *J. Am. Chem. Soc.* **45**, 238 (1923).
- (51) BOGERT, M. T., AND HOPKINS, H. H.: *J. Am. Chem. Soc.* **46**, 1912 (1924).
- (52) BOGERT, M. T., AND STULL, A.: *J. Am. Chem. Soc.* **49**, 2011 (1927).
- (53) BOORD, C. E., AND COPE, F. F.: *J. Am. Chem. Soc.* **44**, 395 (1922).
- (54) BORSCHKE, W., AND HARTMANN, H.: *Ber.* **73B**, 839 (1940).
- (55) BRADT, W. E.: *Proc. Indiana Acad. Sci.* **40**, 141-63 (1930); *Chem. Abstracts* **26**, 1236 (1932).
- (56) BRADT, W. E.: *Proc. Indiana Acad. Sci.* **43**, 72 (1934); *Chem. Abstracts* **29**, 2145 (1935).
- (57) BRADT, W. E.: *J. Chem. Education* **12**, 363 (1935).
- (58) BRADT, W. E., AND CROWELL, J.: *Proc. Indiana Acad. Sci.* **41**, 227 (1931); *Chem. Abstracts* **27**, 276 (1933).
- (59) BRADT, W. E., AND GREEN, J. F.: *Proc. Indiana Acad. Sci.* **41**, 215 (1931); *Chem. Abstracts* **27**, 276 (1933).
- (60) BRADT, W. E., AND GREEN, J. F.: *J. Org. Chem.* **1**, 540 (1936).
- (61) BRADT, W. E., AND LYONS, R.: *J. Am. Chem. Soc.* **48**, 2642 (1926).
- (62) BRADT, W. E., AND LYONS, R.: *Proc. Indiana Acad. Sci.* **36**, 195 (1926); *Chem. Abstracts* **22**, 42 (1928).
- (63) BRADT, W. E., AND VALKENBURGH, M.: *Proc. Indiana Acad. Sci.* **39**, 165-81 (1931); *Chem. Abstracts* **25**, 3310 (1931).
- (64) BRINTZINGER, H., PFANNSTIEL, K., AND VOGEL, H.: *Z. anorg. Chem.* **256**, 75 (1948).
- (65) BRISCOE, H. V., AND PEEL, J. B.: *J. Chem. Soc.* **1928**, 1841.
- (66) BRISCOE, H. V., PEEL, J. B., AND ROBINSON, P. L.: *J. Chem. Soc.* **1928**, 2628.
- (67) BRISCOE, H. V., PEEL, J. B., AND YOUNG, G.: *J. Chem. Soc.* **1929**, 2589.
- (68) BROWNING, C. H., GULBRANSEN, R., AND MCCARTNEY, W.: *J. Pharmacol.* **54**, 367 (1935); *Chem. Abstracts* **30**, 163 (1936).
- (69) BUU-HOI, RATSIMAMANGA, A. R., AND PACAULT, A.: *Bull. soc. chim. biol.* **27**, 259 (1945).
- (70) CAMPBELL, I. G., LEFÈVRE, C. G., LEFÈVRE, R. S. W., AND TURNER, E. E.: *J. Chem. Soc.* **1938**, 404.
- (71) CAMPBELL, T. W. Unpublished data.
- (72) CAMPBELL, T. W., AND McCULLOUGH, J. D.: *J. Am. Chem. Soc.* **67**, 1965 (1945).
- (73) CAMPBELL, T. W., AND ROGERS, M. T.: *J. Am. Chem. Soc.* **70**, 1029 (1948).
- (74) CAMPBELL, T. W., AND ROGERS, M. T. Unpublished data.
- (75) CARRARA, G.: *Gazz. chim. ital.* **24**, ii, 173 (1894).
- (76) CHABRIE, P.: *Bull. soc. chim.* **50**, 133 (1888).
- (77) CHABRIE, P.: *Bull. soc. chim.* [3] **2**, 788 (1889).
- (78) CHABRIE, P.: *Compt. rend.* **109**, 182 (1889).
- (79) CHABRIE, P.: *Ann. chim. phys.* [6] **20**, 202 (1890).
- (80) CHABRIE, P.: *Bull. soc. chim.* [3] **11**, 1080 (1894).
- (81) CHALLENGER, F., AND PETERS, A. T.: *J. Chem. Soc.* **1928**, 1364.
- (82) CHALLENGER, F., PETERS, A. T., AND HALEVY, J.: *J. Chem. Soc.* **1926**, 1648.
- (83) CHAO, T. H., AND LYONS, R. E.: *Proc. Indiana Acad. Sci.* **46**, 105 (1937); *Chem. Abstracts* **32**, 512 (1938).
- (84) CLARK, L. M.: *J. Chem. Soc.* **1927**, 2805.
- (85) CLARK, L. M.: *J. Chem. Soc.* **1928**, 2313.
- (86) CLARK, L. M.: *J. Chem. Soc.* **1933**, 216.
- (87) CLAUSNITZER, H.: *Ann.* **196**, 265 (1879).
- (88) COBLENTZ, V.: *Ber.* **24**, 2131 (1891).
- (89) COOS, N.: *Ber.* **35**, 4109 (1902).
- (90) CORNELIUS, W.: *J. prakt. Chem.* **88**, 395 (1913).

- (91) COURTOT, C., AND DEVELOTTE, J.: *Compt. rend.* **221**, 101 (1945).
(92) COURTOT, C., AND DEVELOTTE, J.: *Compt. rend.* **223**, 64 (1946); *Chem. Abstracts* **41**, 446 (1947).
(93) COURTOT, C., AND MONTEMEDI, A.: *Compt. rend.* **199**, 53 (1934).
(94) CRACKSTON, E., AND WOOD, R. G.: *Nature* **142**, 257 (1938).
(95) CROWELL, J. H., AND BRADT, W. E.: *J. Am. Chem. Soc.* **55**, 1500 (1933).
(96) CULLINANE, N. M., MORGAN, N. M., AND PLUMMER, C. A.: *Rec. trav. chim.* **56**, 6271 (1937).
(97) CULLINANE, N. M., AND PLUMMER, C. A.: *J. Chem. Soc.* **1938**, 63.
(98) CULLINANE, N. M., REES, A. G., AND PLUMMER, C. A.: *J. Chem. Soc.* **1939**, 151.
(98a) CUTFORTH, H. G., AND SELWOOD, P. W.: *J. Am. Chem. Soc.* **70**, 278 (1948).
(99) DECHEND, F. V.: *Ber.* **7**, 1273 (1874).
(100) DESAI, R. D., HUNTER, R. F., RAHMAN, A., KHALIDI, K., AND FIRDAUS, A. A.: *J. Chem. Soc.* **1938**, 321.
(101) DILTHEY, W., NEUHAUS, L., REIS, E., AND SCHOMMER, W.: *J. prakt. Chem.* **124**, 81 (1930).
(102) DOUGHTY, H. W.: *Am. Chem. J.* **41**, 326 (1909).
(103) DOUGHTY, H. W., AND ELDER, F. R.: *8th Intern. Congr. Appl. Chem.* **6**, 93 (1912).
(104) DOUGLASS, I. B.: *J. Am. Chem. Soc.* **59**, 740 (1937).
(105) DREW, H. D. K.: *J. Chem. Soc.* **1928**, 511.
(106) DRORY, A.: *Ber.* **24**, 2563.
(107) DUNBAR, R. E., AND PAINTER, E. P.: *J. Am. Chem. Soc.* **69**, 1833 (1947).
(108) EDWARDS, O. K., GAYTHWAITE, W. R., KENYON, J., AND PHILLIPS, H.: *J. Chem. Soc.* **1928**, 2293.
(109) EMELÈUS, H. J., AND HEAL, H. G.: *J. Chem. Soc.* **1946**, 1126.
(109a) FOA, I.: *Gazz. chim. ital.* **39**, II, 531 (1909).
(110) FOSS, O.: *J. Am. Chem. Soc.* **69**, 2236 (1947).
(111) FOSTER, D. G.: *J. Am. Chem. Soc.* **55**, 822 (1933).
(112) FOSTER, D. G.: *Rec. trav. chim.* **53**, 405 (1934).
(113) FOSTER, D. G.: *Rec. trav. chim.* **54**, 447 (1935).
(114) FOSTER, D. G.: *J. Am. Chem. Soc.* **61**, 2972 (1939).
(115) FOSTER, D. G.: *J. Am. Chem. Soc.* **63**, 1361 (1941).
(116) FOSTER, D. G., AND BROWN, S.: *J. Am. Chem. Soc.* **50**, 1182 (1928).
(117) FRANCOIS, H.: *Compt. rend.* **190**, 191 (1930).
(118) FRANCOIS, H.: *Compt. rend.* **190**, 800 (1930).
(119) FRANCOIS, H.: *Compt. rend.* **190**, 1306 (1930).
(120) FREDGA, A.: *J. prakt. Chem.* [2] **121**, 56 (1929).
(121) FREDGA, A.: *J. prakt. Chem.* [2] **121**, 129 (1929).
(122) FREDGA, A.: *J. prakt. Chem.* **127**, 103 (1930).
(123) FREDGA, A.: *Svensk Kem. Tids.* **42**, 153 (1930); *Chem. Abstracts* **24**, 5721 (1930).
(124) FREDGA, A.: *Svensk Kem. Tids.* **42**, 66 (1930); *Chem. Abstracts* **24**, 4761 (1930).
(125) FREDGA, A.: *J. prakt. Chem.* **130**, 180 (1931).
(126) FREDGA, A.: *Arkiv Kemi, Mineral. Geol.* **11B**, No. 15 (1933); *Chem. Abstracts* **27**, 5079 (1933).
(127) FREDGA, A.: *Arkiv Kemi, Mineral. Geol.* **11B**, No. 46 (1933); *Chem. Abstracts* **29**, 2510 (1935).
(128) FREDGA, A.: *Arkiv Kemi, Mineral. Geol.* **11B**, No. 43 (1934); *Chem. Abstracts* **29**, 2510 (1935).
(129) FREDGA, A.: *Uppsala Univ. Arsskrift* **1935**, No. 5; *Chem. Abstracts* **29**, 7282 (1935).
(130) FREDGA, A.: *Svensk Kem. Tids.* **48**, 91-8 (1936); *Chem. Abstracts* **30**, 6708 (1936).
(131) FREDGA, A.: *Svensk Kem. Tids.* **48**, 160 (1936); *Chem. Abstracts* **30**, 7101 (1936).
(132) FREDGA, A.: *Svensk Kem. Tids.* **49**, 139 (1937); *Chem. Abstracts* **32**, 2570 (1938).
(133) FREDGA, A.: *Ber.* **71B**, 286 (1938).
(134) FREDGA, A.: *Arkiv Kemi, Mineral. Geol.* **17A**, No. 17 (1944); *Chem. Abstracts* **39**, 2969 (1945).

- (135) FREDGA, A., AND BENDZ, G.: *Svensk Kem. Tids.* **54**, 119 (1942); *Chem. Abstracts* **38**, 2317 (1944).
- (136) FRERICKS, G., AND WILDT, E.: *Ann.* **360**, 118 (1908).
- (137) FRICK, C. E.: *J. Am. Chem. Soc.* **45**, 1795 (1923).
- (138) FRICK, C. E.: *J. Am. Chem. Soc.* **45**, 1800 (1923).
- (139) FRIEND, J. N. (Editor): *Textbook of Inorganic Chemistry*, Vol. XI, Part IV. Griffin and Co. Ltd., London (1937).
- (140) FRIES, K., AND VOGT, W.: *Ann.* **381**, 341 (1891).
- (141) FRITZMANN, E.: *Z. anorg. Chem.* **133**, 119 (1914).
- (142) FROMM, E., AND MARTIN, K.: *Ann.* **401**, 177 (1913).
- (143) GAYTHWAITE, W. R., KENYON, J., AND PHILLIPS, H.: *J. Chem. Soc.* **1928**, 2280.
- (144) GAYTHWAITE, W. R., KENYON, J., AND PHILLIPS, H.: *J. Chem. Soc.* **1928**, 2287.
- (145) GIBSON, C. S., AND JOHNSON, J. D. A.: *J. Chem. Soc.* **1931**, 266.
- (146) GIBSON, C. S., AND JOHNSON, J. D. A.: *J. Chem. Soc.* **1933**, 1529.
- (147) GILTA, G.: *Bull. soc. chim. Belg.* **46**, 263 (1937); *Chem. Abstracts* **32**, 851 (1938).
- (148) GODCHAUX, E.: *Ber.* **24**, 765 (1891).
- (148a) GOULD, E. S., AND McCULLOUGH, J. D.: *J. Am. Chem. Soc.* **73**, 1105 (1951).
- (148b) GOULD, E. S., AND McCULLOUGH, J. D.: *J. Am. Chem. Soc.* **73**, 1109 (1951).
- (149) GRANICK, S., MICHAELIS, L., AND SCHUBERT, M.: *J. Am. Chem. Soc.* **62**, 1802 (1940).
- (150) GREEN, H. N., AND BIELSCHOWSKY, F.: *Brit. J. Exptl. Path.* **23**, 1 (1942); *Chem. Abstracts* **36**, 6186 (1942).
- (151) GREEN, J. F., AND BRADT, W. E.: *Proc. Indiana Acad. Sci.* **43**, 116 (1934).
- (152) GRIMM, H. G., AND METZGER, H.: *Ber.* **69B**, 1356 (1936).
- (153) GUHA, P. C., AND ROY, A. N.: *Current Sci.* **12**, 150 (1942); *Chem. Abstracts* **37**, 6653 (1943).
- (154) GUILLEMONAT, A.: *Ann. chim.* **11**, 143 (1939).
- (155) HAEGLBERG, L.: *Ber.* **23**, 1083 (1890).
- (155a) HAEGLBERG, L.: *Ber.* **62**, 2197 (1929).
- (156) HAZATO, G.: *J. Chem. Soc. Japan* **63**, 1685 (1942); *Chem. Abstracts* **41**, 3334 (1947).
- (157) HARRISON, P., KENYON, J., AND PHILLIPS, H.: *J. Chem. Soc.* **1926**, 2079.
- (158) HEATH, F. H., AND SEMON, W. L.: *J. Ind. Eng. Chem.* **12**, 1101 (1920).
- (159) HERSHBERG, E. E., AND FIESER, L. F.: *J. Am. Chem. Soc.* **63**, 2561 (1941).
- (160) HILDITCH, T. P., AND SMILES, S.: *J. Chem. Soc.* **93**, 1384 (1908).
- (161) HINSBERG, O.: *Ber.* **22**, 863 (1889).
- (162) HINSBERG, O.: *Ber.* **22**, 866 (1889).
- (163) HINSBERG, O.: *Ber.* **22**, 2897 (1889).
- (164) HINSBERG, O.: *Ann.* **260**, 40 (1890).
- (165) HINSBERG, O.: *Ber.* **24**, 5 (1891).
- (166) HINSBERG, O.: *Ber.* **52B**, 21 (1919).
- (167) HOFFMAN, G.: *Ann.* **250**, 294 (1889).
- (168) HOLIMAN, F. G., AND MANN, F. G.: *J. Chem. Soc.* **1945**, 37.
- (169) HORN, M., AND JONES, D.: *J. Am. Chem. Soc.* **62**, 234 (1940).
- (170) HUGHES, E. D., AND KURIYAN, K. I.: *J. Chem. Soc.* **1935**, 1609.
- (171) HUNTER, R. F.: *Nature* **136**, 1030 (1935).
- (172) JACKSON, C. L.: *Ber.* **7**, 1277 (1874).
- (173) JACKSON, C. L.: *Ann.* **179**, 1 (1875).
- (174) JACKSON, C. L.: *Ber.* **8**, 109 (1875).
- (175) JACKSON, C. L.: *Ber.* **8**, 321 (1875).
- (176) JENSEN, K. A.: *Z. anorg. allgem. Chem.* **250**, 245 (1943); *Chem. Abstracts* **37**, 5292 (1943).
- (177) JENSEN, K. A.: *Z. anorg. allgem. Chem.* **250**, 268 (1943); *Chem. Abstracts* **37**, 5292 (1943).
- (178) JENSEN, K. A., AND SCHMIDT, K.: *Dansk Tids. Farm.* **15**, 197 (1941); *Chem. Abstracts* **38**, 1483 (1944).

- (179) JOHNSON, J. D. A.: J. Chem. Soc. **1933**, 1530.
(180) JOY, C. A.: Ann. **86**, 35 (1853).
(181) JOY, C. A.: Ann. **179**, 19 (1875).
(182) KARRER, P.: Ber. **51**, 190 (1918).
(183) KARVE, D. D.: J. Indian Chem. Soc. **2**, 128 (1925).
(184) KAUFMANN, H. P., AND KOGLER, F.: Ber. **59**, 178 (1926).
(185) KEIMATSU, S., AND SATODA, I.: J. Pharm. Soc. Japan **56**, 703 (1936); Chem. Abstracts **31**, 2589 (1937).
(186) KEIMATSU, S., AND SATODA, I.: J. Pharm. Soc. Japan **55**, 58 (1935); Chem. Abstracts **29**, 3662 (1935).
(187) KEIMATSU, S., AND SATODA, I.: J. Pharm. Soc. Japan **55**, 233 (1935); Chem. Abstracts **31**, 6661 (1937).
(188) KEIMATSU, S., AND SATODA, I.: J. Pharm. Soc. Japan **56**, 600 (1936); Chem. Abstracts **33**, 154 (1939).
(189) KEIMATSU, S., SATODA, I., AND KOBAYASI, T.: J. Pharm. Soc. Japan **57**, 190 (1937); Chem. Abstracts **33**, 624 (1939).
(190) KEIMATSU, S., SATODA, I., AND TIGONO, T.: J. Pharm. Soc. Japan **56**, 869 (1936); Chem. Abstracts **33**, 154 (1939).
(191) KEIMATSU, S., AND YOKOTA, K.: J. Pharm. Soc. Japan **50**, 531 (1930); Chem. Abstracts **24**, 5291 (1930).
(192) KEIMATSU, S., AND YOKOTA, K.: J. Pharm. Soc. Japan **51**, 605 (1931); Chem. Abstracts **26**, 121 (1932).
(193) KEIMATSU, S., AND YOKOTA, K.: J. Pharm. Soc. Japan **51**, 1007 (1931); Chem. Abstracts **26**, 2970 (1932).
(194) KEIMATSU, S., YOKOTA, K., AND SATODA, I.: J. Pharm. Soc. Japan **52**, 531 (1932); Chem. Abstracts **26**, 4800 (1932).
(195) KEIMATSU, S., YOKOTA, K., AND SATODA, I.: J. Pharm. Soc. Japan **53**, 994 (1933); Chem. Abstracts **29**, 7300 (1935).
(196) KEIMATSU, S., YOKOTA, K., AND SUZUKI, S.: J. Pharm. Soc. Japan **52**, 961 (1932); Chem. Abstracts **27**, 2434 (1933).
(197) KENYON, J., PHILLIPS, H., PITTMAN, V., SCHACKLETON, D., KAHN, D., YORTSON, F., AND COCHINARAS, N.: J. Chem. Soc. **1935**, 1072.
(197a) KINDLER, H.: Ann. **431**, 187 (1923).
(198) KLOSTERMAN, H. J., AND PAINTER, E. P.: J. Am. Chem. Soc. **69**, 2009 (1947).
(199) KNOTT, E. B.: J. Chem. Soc. **1945**, 628.
(200) KOMMPA, G., AND NYMAN, G. A.: J. prakt. Chem. **139**, 229 (1938).
(201) KONEK, F. V., AND SCHLEIFER, O.: Ber. **51**, 842 (1918).
(202) KRAFFT, F., AND KASCHAN, A.: Ber. **29**, 424 (1896).
(203) KRAFFT, F., AND KASCHAN, A.: Ber. **29**, 429 (1896).
(204) KRAFFT, F., AND KASCHAN, A.: Ber. **29**, 443 (1896).
(205) KRAFFT, F., AND LYONS, R. E.: Ber. **27**, 1761 (1894).
(206) KRAFFT, F., AND LYONS, R. E.: Ber. **27**, 1768 (1894).
(207) KRAFFT, F., AND STEINER, K.: Ber. **34**, 560 (1901).
(208) KRAFFT, F., AND VORSTER, W.: Ber. **26**, 2813 (1893).
(209) KUNCKELL, F.: Ber. **28**, 609 (1895).
(210) KUNCKELL, F., AND ZIMMERMANN, H.: Ann. **314**, 281 (1901).
(211) LEHNER, V.: J. Am. Chem. Soc. **43**, 29 (1921).
(212) LEICESTER, H. M.: J. Am. Chem. Soc. **57**, 1901 (1935).
(213) LEICESTER, H. M.: J. Am. Chem. Soc. **60**, 619 (1938).
(214) LEICESTER, H. M.: *Organic Syntheses*, Collective Volume II, p. 238. John Wiley and Sons, Inc., New York (1943).
(215) LEICESTER, H. M., AND BERGSTROM, F. W.: J. Am. Chem. Soc. **51**, 3587 (1929).
(216) LEICESTER, H. M., AND BERGSTROM, F. W.: J. Am. Chem. Soc. **53**, 4428 (1931).
(217) LESSER, R., AND SCHOELLER, A.: Ber. **47**, 2292 (1914).

- (218) LESSER, R., AND SCHOELLER, A.: Ber. **47**, 2505 (1914).
(219) LESSER, R., AND WEISS, R.: Ber. **45**, 1835 (1912).
(220) LESSER, R., AND WEISS, R.: Ber. **46**, 2640 (1913).
(221) LESSER, R., AND WEISS, R.: Ber. **47**, 2510 (1914).
(222) LESSER, R., AND WEISS, R.: Ber. **57**, 1077 (1924).
(223) LEVI, G. R., AND BARONI, A.: Atti acad. Lincei **9**, 1019 (1929); Chem. Abstracts **24**, 306 (1930).
(224) LEWIS, D. T.: J. Chem. Soc. **1940**, 831.
(225) LOEVENICH, J., FREMDLING, H., AND FOHR, M.: Ber. **62B**, 2856 (1929).
(226) LOEVENICH, J., AND SIPPMAN, K.: J. prakt. Chem. **124**, 127 (1930).
(227) LYONS, R., AND BRADT, W. E.: Ber. **60B**, 60 (1927).
(228) LYONS, R., AND BRADT, W. E.: Ber. **60B**, 824 (1927).
(229) LYONS, R., AND BUSH, G.: J. Am. Chem. Soc. **30**, 831 (1908).
(230) LYONS, R., AND SHINN, F.: J. Am. Chem. Soc. **24**, 1085 (1902).
(231) McCULLOUGH, J. D.: J. Am. Chem. Soc. **59**, 789 (1937).
(232) McCULLOUGH, J. D.: J. Am. Chem. Soc. **64**, 2672 (1942).
(232a) McCULLOUGH, J. D., AND BARSH, M. K.: J. Am. Chem. Soc. **71**, 3029 (1949).
(233) McCULLOUGH, J. D., AND CAMPBELL, T. W.: Unpublished data.
(233a) McCULLOUGH, J. D., CAMPBELL, T. W., AND GOULD, E. S.: J. Am. Chem. Soc. **72**, 5753 (1950).
(234) McCULLOUGH, J. D., CAMPBELL, T. W., AND KRILANOVICH, N. J.: Ind. Eng. Chem., Anal. Ed. **18**, 638 (1946).
(235) McCULLOUGH, J. D., AND ECKERSON, B. A.: J. Am. Chem. Soc. **67**, 707 (1945).
(236) McCULLOUGH, J. D., AND GOULD, E. S.: J. Am. Chem. Soc. **71**, 674 (1949).
(237) McCULLOUGH, J. D., AND HAMBURGER, G.: J. Am. Chem. Soc. **63**, 803 (1941).
(238) McCULLOUGH, J. D., AND HAMBURGER, G.: J. Am. Chem. Soc. **64**, 508 (1942).
(238a) McCULLOUGH, J. D., AND MARSH, R. E.: J. Am. Chem. Soc. **72**, 4556 (1950).
(238b) McCULLOUGH, J. D., AND MARSH, R. E.: Acta Cryst. **3**, 41 (1950).
(239) McINTIRE, F. C., AND PAINTER, E. P.: J. Am. Chem. Soc. **69**, 1834 (1947).
(240) McMAHON, F. A., PEARSON, T. G., AND ROBINSON, P. L.: J. Chem. Soc. **1933**, 1644.
(241) MANN, F. G., AND HOLLIMAN, F. G.: Nature **152**, 749 (1943).
(241a) MARSH, R. E., AND McCULLOUGH, J. D.: J. Am. Chem. Soc. **73**, 1106 (1951).
(242) MATTI, J.: Bull. soc. chim. **7**, 617 (1940).
(243) MAZZA, F. P., AND SOLAZZO, L.: Rend. accad. sci. Napoli **33**, 236 (1927); Chem. Abstracts **23**, 2417 (1929).
(244) MEL'NIKOV, N. N., AND CHERKASOVA, E. M.: J. Gen. Chem. (U.S.S.R.) **16**, 1025 (1946); Chem. Abstracts **41**, 2697 (1947).
(245) MEL'NIKOV, N. N., AND ROKITSKAYA, N. S.: J. Gen. Chem. (U.S.S.R.) **8**, 834 (1938); Chem. Abstracts **33**, 1267 (1938).
(246) MEYER, J., AND WAGNER, W.: Ber. **55**, 1217 (1922).
(247) MICHAELIS, A.: Ann. **320**, 1 (1902).
(248) MICHAELIS, A.: Ann. **338**, 301 (1905).
(249) MICHAELIS, A., AND DUNTZE, E.: Ann. **404**, 36 (1914).
(250) MICHAELIS, L., GRANICK, S., AND SCHUBERT, M. P.: J. Am. Chem. Soc. **63**, 351 (1941).
(251) MICHAELIS, A., AND HAGEN, T.: Ann. **352**, 193 (1907).
(252) MICHAELIS, A., AND KUNCKELL, F.: Ber. **30**, 2823 (1897).
(253) MICHAELIS, A., AND LANGENKAMP, P.: Ann. **404**, 21 (1914).
(254) MICHAELIS, A., AND STEIN, M.: Ann. **320**, 32 (1902).
(255) MINGOIA, Q.: Gazz. chim. ital. **56**, 835 (1926); Chem. Abstracts **21**, 1104 (1927).
(256) MINGOIA, Q.: Gazz. chim. ital. **58**, 667 (1928); Chem. Abstracts **23**, 3439 (1929).
(257) MORGAN, G. T. AND BURSTALL, F. H.: J. Chem. Soc. **1923**, 3260.
(258) MORGAN, G. T., AND BURSTALL, F. H.: J. Chem. Soc. **1929**, 1096.
(259) MORGAN, G. T., AND BURSTALL, F. H.: J. Chem. Soc. **1929**, 2197.
(260) MORGAN, G. T., AND BURSTALL, F. H.: J. Chem. Soc. **1930**, 1497.

- (261) MORGAN, G. T., AND BURSTALL, F. H.: J. Chem. Soc. **1931**, 173.
(262) MORGAN, G. T., AND DREW, H. D. K.: J. Chem. Soc. **1920**, 1456.
(263) MORGAN, G. T., AND DREW, H. D. K.: J. Chem. Soc. **1921**, 610.
(264) MORGAN, G. T., DREW, H. D. K., AND BARKER, T. V.: J. Chem. Soc. **1922**, 2432.
(265) MORGAN, G. T., AND ELLIOTT, H.: J. Chem. Soc. **1914**, 248.
(266) MORGAN, G. T., AND PORRITT, W. H.: J. Chem. Soc. **1925**, 1755.
(266a) MORGAN, G. T., AND PORTER, C. R.: J. Chem. Soc. **1924**, 1269.
(267) MORGAN, G. T., AND REEVES, H. G.: J. Chem. Soc. **1923**, 444.
(267a) MORGAN, G. T., AND SMITH, J.: J. Chem. Soc. **1921**, 1067.
(268) MOXON, A. L.: J. Am. Pharm. Assoc. **29**, 249 (1940); Chem. Abstracts **34**, 5543 (1940).
(269) MUELLER, A.: Chem.-Ztg. **43**, 843 (1919).
(270) NAIK, K. G., AND TREVEDI, R. K.: J. Indian Chem. Soc. **7**, 239 (1930); Chem. Abstracts **24**, 4764 (1930).
(271) NATTA, G.: Atti Congr. naz. chim. pura applicata, 2nd Congr., **1926**, 1326; Chem. Zentr. **1928**, I, 2245.
(272) NELSON, R. E., AND BAKER, R. G.: J. Am. Chem. Soc. **56**, 467 (1934).
(273) NELSON, R. E., AND BOASE, G. S.: Proc. Indiana Acad. Sci. **44**, 135 (1934); Chem. Abstracts **30**, 1383 (1936).
(274) NELSON, R. E., DEGERING, E. F., AND BILDERBACK, J. A.: J. Am. Chem. Soc. **60**, 1239 (1938).
(275) NELSON, R. E., AND JONES, R. N.: J. Am. Chem. Soc. **52**, 1588 (1930).
(276) NELSON, R. E., SCHROEDER, R. A., AND BUNTING, W. R.: J. Am. Chem. Soc. **55**, 801 (1933).
(277) NIEDERL, J. B., AND NIEDERL, V.: *Organic Quantitative Microanalysis*. John Wiley and Sons, Inc., New York (1942).
(278) PAAL, C.: Ber. **18**, 2255 (1885).
(279) PAINTER, E. P.: J. Am. Chem. Soc. **69**, 229 (1947).
(280) PAINTER, E. P.: J. Am. Chem. Soc. **69**, 231 (1947).
(281) PAINTER, E. P.: Chem. Revs. **28**, 179 (1941).
(282) PAINTER, E. P., FRANKE, K. W., AND GORTNER, R. A.: J. Org. Chem. **5**, 579 (1940).
(283) PHILLIPS, G. M., HUNTER, J. S., AND SUTTON, L. E.: J. Chem. Soc. **1945**, 146.
(284) PIERONI, A., AND COLI, C.: Gazz. chim. ital. **44**, II, 389 (1914); Chem. Abstracts **10**, 1514 (1916).
(285) PIERONI, A., AND BALDUZZI, G.: Gazz. chim. ital. **45**, II, 106 (1915); Chem. Abstracts **10**, 1514 (1916).
(286) PIEVERLING, L. V.: Ber. **9**, 1469 (1876).
(287) PIEVERLING, L. V.: Ann. **185**, 331 (1877).
(288) POGGI, R., AND SPERONI, G.: Gazz. chim. ital. **64**, 497 (1934); Chem. Abstracts **29**, 1060 (1935).
(289) POPE, W. J., AND HARVEY, A. W.: J. Chem. Soc. **79**, 828 (1901).
(290) POPE, W. J., AND NEVILLE, A.: J. Chem. Soc. **81**, 1552 (1902).
(291) POPE, W. J., AND PEACHEY, S. J.: J. Chem. Soc. **75**, 1127 (1899).
(292) POPE, W. J., AND PEACHEY, S. J.: J. Chem. Soc. **77**, 1072 (1900).
(293) PORRITT, W. H.: J. Chem. Soc. **1927**, 27.
(294) PRICE, T. S., AND JONES, L. M.: J. Chem. Soc. **95**, 1729 (1909).
(295) PYMAN, F. L.: J. Chem. Soc. **115**, 166 (1919).
(296) RAO, P. L. N.: J. Indian Chem. Soc. **18**, 1 (1941); Chem. Abstracts **35**, 7945 (1941).
(297) RATHKE, B.: Ann. **152**, 216 (1869).
(298) RHEINOLDT, H., AND GIESBRECHT, E.: J. Am. Chem. Soc. **68**, 973 (1946).
(299) RHEINOLDT, H., AND GIESBRECHT, E.: J. Am. Chem. Soc. **68**, 2671 (1946).
(300) RHEINOLDT, H., AND GIESBRECHT, E.: J. Am. Chem. Soc. **69**, 644 (1947).
(300a) RHEINOLDT, H., AND GIESBRECHT, E.: J. Am. Chem. Soc. **71**, 1740 (1949).
(300b) RHEINOLDT, H., AND GIESBRECHT, E.: J. Am. Chem. Soc. **72**, 866 (1950).
(301) ROBLES, H.: Rec. trav. chim. **58**, 111 (1939).

- (302) ROBLES, H.: *Rec. trav. chim.* **59**, 184 (1940).
(303) ROGERS, M. T., AND CAMPBELL, T. W.: *J. Am. Chem. Soc.* **69**, 2039 (1947).
(304) ROSENMUND, K. W., AND HARMS, H.: *Ber.* **53B**, 2226 (1920).
(305) ROY, A. N., AND GUHA, P. C.: *J. Indian Chem. Soc.* **22**, 79 (1945); *Chem. Abstracts* **40**, 1152 (1946).
(306) SACHS, F., AND MEYERHEIM, G.: *Ber.* **41**, 3957 (1908).
(307) SCHMIDT, H.: *Ber.* **54B**, 2067 (1921).
(308) SCHOELLER, A.: *Ber.* **52**, 1517 (1919).
(309) SCHOENBERG, A., RUPP, E., AND GUMBLICH, W.: *Ber.* **66B**, 1932 (1933).
(310) SCHOENBERG, A., STEPHENSON, A., KALTSCHMITT, H., PETERSEN, E., AND SCHULTEN, H.: *Ber.* **66B**, 237 (1933).
(311) SCHROEDER, A.: *Ber.* **43**, 400 (1871).
(312) SCOTT, A.: *Proc. Chem. Soc.* **20**, 156 (1904).
(313) SHAW, E. H., AND REID, E. E.: *J. Am. Chem. Soc.* **48**, 520 (1926).
(314) SHAW, E. H., AND REID, E. E.: *J. Am. Chem. Soc.* **49**, 2330 (1927).
(315) SIEMENS, C.: *Ann.* **61**, 360 (1847).
(316) SIMON, M.: *Monatsh.* **26**, 959 (1905).
(317) SMEDSLAND, T.: *Finksa Kemistsamfundets Medd.* **41**, 13 (1932); *Chem. Abstracts* **26**, 5905 (1932).
(318) SMYTH, C. P., GROSSMAN, A. J., AND GINSBURG, S. R.: *J. Am. Chem. Soc.* **62**, 192 (1940).
(319) SMYTH, C. P., LEWIS, G. L., GROSSMAN, A. J., AND JENNINGS, F. B.: *J. Am. Chem. Soc.* **62**, 1219 (1940).
(320) SPERONI, G., AND SIMI, B.: *Atti X. Congr. intern. chim.* **3**, 246 (1940); *Chem. Abstracts* **34**, 397 (1940).
(321) SPERONI, G., AND MANNELLI, G.: *Gazz. chim. ital.* **70**, 246 (1940); *Chem. Abstracts* **35**, 2869 (1941).
(322) SPERONI, G., AND MANNELLI, G.: *Gazz. chim. ital.* **70**, 472 (1940); *Chem. Abstracts* **35**, 1036 (1941).
(323) SPICA, P.: *Gazz. chim. ital.* **7**, 90 (1877).
(324) SPINOGLIO, P., AND DE GASPERI, M.: *Gazz. chim. ital.* **67**, 318 (1937); *Chem. Abstracts* **31**, 8518 (1937).
(325) STAMM, H., AND GOSRAU, K.: *Ber.* **66**, 1558 (1933).
(326) STEKOL, J. A.: *J. Am. Chem. Soc.* **64**, 1742 (1942).
(327) STOECKER, M., AND KRAFFT, K.: *Ber.* **39**, 2197 (1906).
(328) STOLLÉ, R., AND GUTMANN, L.: *J. prakt. Chem.* **69**, 509 (1904).
(329) STONER, G. G., AND WILLIAMS, R. W.: *J. Am. Chem. Soc.* **70**, 1113 (1948).
(330) STRECHER, W., AND WILLING, A.: *Ber.* **48**, 196 (1951).
(331) SUGINOME, H., AND UMEZAWA, S.: *Bull. Chem. Soc. Japan* **11**, 157 (1936); *Chem. Abstracts* **30**, 5981 (1936).
(331a) SULTANOV, A. S., RODIONOV, V. M., AND SHEMYAKIN, M. M.: *J. Gen. Chem. (U.S.S.R.)* **16**, 2072 (1946); *Chem. Abstracts* **42**, 880 (1948).
(332) TABOURY, M.: *Bull. soc. chim. [3]* **29**, 761 (1903).
(333) TABOURY, M.: *Bull. soc. chim. [3]* **35**, 668 (1906).
(334) TABOURY, M.: *Ann. chim. phys. [8]* **15**, 5 (1908).
(335) TAKAMATSU, M.: *J. Pharm. Soc. Japan* **1928**, 450; *Chem. Abstracts* **22**, 3400 (1928).
(336) TAMAMUS, B., AKIYAMA, H., AND UMEZAWA, S.: *Bull. Chem. Soc. Japan* **14**, 310 (1939); *Chem. Abstracts* **33**, 9064 (1939).
(337) TAMAMUS, B., AKIYAMA, H., AND UMEZAWA, S.: *Bull. Chem. Soc. Japan* **14**, 318 (1939); *Chem. Abstracts* **34**, 424 (1940).
(338) THOMPSON, M. C., AND TURNER, E. E.: *J. Chem. Soc.* **1938**, 29.
(339) TSCHUGAEFF, L.: *Ber.* **42**, 49 (1909).
(340) TWISS, D. F.: *J. Chem. Soc.* **105**, 1672 (1914).
(341) UMEZAWA, S.: *Bull. Chem. Soc. Japan* **14**, 155-61 (1939); *Chem. Abstracts* **33**, 6303 (1939).

- (342) UMEZAWA, S.: *Bull. Chem. Soc. Japan* **14**, 363 (1939); *Chem. Abstracts* **34**, 1309 (1940).
- (343) VANINO, L., AND SCHINNER, A.: *J. prakt. Chem. [2]* **91**, 116 (1915); *Chem. Abstracts* **9**, 1609 (1915).
- (344) VERNEUIL, A.: *Ann. chim. phys.* **9**, 328 (1886).
- (344a) WAITKINS, G. R., AND CLARK, C. W.: *Chem. Revs.* **36**, 235 (1945).
- (345) WARD, H. P., AND O'DONNELL, I. L.: *J. Am. Chem. Soc.* **67**, 883 (1945).
- (346) WEAVER, W. E., AND WHALEY, W. M.: *J. Am. Chem. Soc.* **68**, 2115 (1946).
- (347) WEBB, F. J.: *Iowa State Coll. J. Sci.* **17**, 152 (1942); *Chem. Abstracts* **37**, 3413 (1942).
- (347a) WEIGERT, H.: *Ber.* **34**, 3390 (1901).
- (348) WHEELER, H. L., AND MERRIAM, H. F.: *J. Am. Chem. Soc.* **23**, 299 (1901).
- (349) WILLIAMS, L. R., AND RAAVE, A.: *J. Am. Chem. Soc.* **70**, 1244 (1948).
- (350) WILLIAMS, L. R., AND RAAVE, A.: *J. Am. Chem. Soc.* **70**, 3524 (1948).
- (351) WOHLER, F., AND DEAN, J.: *Ann.* **97**, 5 (1856).
- (352) WOOD, R., AND CRACKSTON, J.: *Phil. Mag.* **31**, 62 (1951); *Chem. Abstracts* **35**, 2765 (1941).
- (353) WOOD, R., MCKALE, C., AND WILLIAMS, G.: *Phil. Mag.* **31**, 71 (1941); *Chem. Abstracts* **35**, 2766 (1941).
- (354) WOOD, R., AND WILLIAMS, G.: *Nature* **150**, 321 (1942).
- (355) YUR'EV, YU K.: *J. Gen. Chem. (U.S.S.R.)* **16**, 843 (1946); *Chem. Abstracts* **41**, 1654 (1947).
- (356) ZEISER, F.: *Ber.* **28**, 1670 (1895).
- (357) ZOPPELLARI, I.: *Gazz. chim. ital.* **24**, II, 399 (1894).